

UNIVERSITY INTERSCHOLASTIC LEAGUE



ALAMODOME
SAN ANTONIO, TX

MARCH 7-9, 2024





Educational Excellence Through Competition

UIL ADMINISTRATION

Dr. Charles Breithaupt	Executive Director
Dr. Jamey Harrison	Deputy Director
Kim Carmichael	Chief of Staff
Ray Zepeda	Director of Athletics
Joseph Garmon	Assistant Athletic Director
AJ Martinez	Assistant Athletic Director
Grace McDowell	Assistant Athletic Director
Dr. Brad Kent	Director of Music
Gabe Musella	Assistant Music Director
Dr. David Stevens	Director of Academics
Alyssa Boehringer	Assistant Academic Director
Lisa Parker	Assistant Academic Director
Jana Riggins	Assistant Academic Director
Paula Rodriguez	Assistant Academic Director
David Trussell	Assistant Academic Director
Dr. Mark Cousins	Director of Eligibility and Education
Darryl Beasley	Director of Compliance
Dr. Kevin Jones	Director of Policy
Nakita Guillory	Waiver Officer
Amy Gilbert	Business Manager
Kevin Johnson	Director of Technology
Jason Castillo	Mailroom and Print Supervisor

UIL STAFF

Andrea Archer, Dillon Bankston, Skylar Evans, Arlo Flores, Nancy Hembey, Hannah Higgins, Sydney Johnson, Becca Kinz, Logan Lawrence, Whitney Magness, Mervin Malone, Ben Martinez, Jessica Martinez, Connie McMillan, Angelina Medellin, Glenda Munoz, Jenny Nichols, Elisabeth Sikes, Brent Smith, Thu Turner, Jessica Walker, Caroline Walls, Kiandra Whallon, Kelsey Wickliffe, Julia Zachary.

UIL LEGISLATIVE COUNCIL

Chair // Supt. Keith Bryant	Lubbock Cooper ISD
1st Vice-Chair // Supt. Roland Hernandez	Corpus Christi ISD
2nd Vice-Chair // Supt. Richard Kilgore	Bruceville-Eddy ISD
Supt. Gayle Stinson	Birdville ISD
Supt. Marty Crawford	Tyler ISD
Supt. Mark Henry	Cypress-Fairbanks ISD
Supt. Eric Wright	Hays CISD
Supt. Wendy Eldredge	Crandall CISD
Supt. Greg Poole	Barbers Hill ISD
Supt. Bobby Azam	Andrews ISD
Supt. Stan Surratt	Lindale ISD
Supt. Benny Soileau	Huffman ISD
Supt. Curtis Rhodes	Needville ISD
Supt. Mike Read	Littlefield ISD
Supt. Jason McCollough	Mount Vernon ISD
Supt. Kevin Noack	Palmer ISD
Supt. Jo Ann Bludau	Hallettsville ISD
Supt. Kurt Ashmore	Wellington ISD
Supt. Todd Morrison	Honey Grove ISD
Supt. Todd Pawelek	Falls City ISD
Supt. Wayne Henderson	Ackerly Sands CISD
Supt. Aaron Hood	Robert Lee ISD
Supt. Cliff Gilmore	Perrin-Whitt ISD
Supt. Gerald Hudson	Apple Springs ISD
Supt. Cody Moree	Cedar Hill ISD
Supt. Susan Bohn	Aledo ISD
Supt. Ginger Carrabine	Bryan ISD
Supt. LaTonya Goffney	Aldine ISD
Supt. Shawn Pratt	McKinney ISD
Supt. Walter Jackson	La Porte ISD
Supt. Elizabeth Fagen	Humble ISD
Supt. Jeff Cottrill	IDEA Public Schools
Supt. Monica Gunter	Pineywoods Community Center
Supt. Brent Wilson	Life School

UIL EVENTS

Academics

Accounting, Art, Calculator Applications, Chess Puzzles, Computer Applications, Computer Science, Congress, Copywriting, Creative Writing, Current Issues & Events, Cross-Examination Debate, Lincoln Douglas Debate, Dictionary Skills, Barbara Jordan Historical Essay Contest, Latino History Essay Contest, Editorial Writing, Extemporaneous-Informative Speaking, Persuasive Speaking, Feature Writing, Film, Headline Writing, Impromptu Speaking, Listening, Literary Criticism, Maps, Graphs & Charts, Mathematics, Modern Oratory, Music Memory, News Writing, Number Sense, One-Act Play, Oral Reading, Poetry Interpretation, Prose Interpretation, Ready Writing, Robotics-BEST, Robotics-FIRST, Robotics-VEX, Science, Social Studies, Spelling & Vocabulary, Storytelling, Theatrical Design.

Athletics

Baseball, Basketball, Cross Country, Football, Golf, Soccer, Softball, Swimming & Diving, Team Tennis, Tennis, Track & Field, Volleyball, Water Polo, Wrestling.

Spirit

Music

Band Concert Performance, Music Reading Evaluation, Choir Concert Performance, Sight Reading, Marching Band, Mariachi, Medium Ensemble Performance, Solo-Small Ensemble Performance, Music Theory, Orchestra Performance.

Welcome

to the  State Championships



On behalf of the University Interscholastic League, I welcome you to the UIL Texas High School State Championships!

The League has a long and exciting history of educational and athletic excellence through competition, and now these participants are adding to that tradition.

I wish to thank the administrators and sponsors who have supported these devoted young people.

Of the millions of Texas students, these participants have risen to the top through hard work and perseverance.

Congratulations on your success and accomplishments in extracurricular activities in Texas. Best wishes for the future!

Dr. Charles Breithaupt
UIL Executive Director

BOYS BASKETBALL STATE TOURNAMENT OFFICIALS

Ray Zepeda
Athletic Director

Joseph Garmon & Grace McDowell
Co-Tournament Directors

AJ Martinez
Assistant Athletic Director

Jessica Walker, Hannah Higgins
Tournament Event Coordinators

Dillon Bankston
Officials Coordinator

Logan Lawrence, Whitney Magness, Julia Zachary
Media Coordinators

Christopher Aleman, Christopher Andrada, Kato Armstrong, Andrew Banner, Jeremy Blohm, Kevin Boone, Tony Bragg, Donald Carpenter, Don Carter, Thaddeus Chase, Michael Edwards, Gary Ezmerlian, Ronnie Hargis, Marshall Harris, Heath Harvey, John Hicks, Michael Hill, Justin Hobbs, Jarrett Howell, Cory James, Jude Kiah, Dwayne Kirkland, Brandon Lee, Marcus Levels, Erin Leitch, AJ Louderback, Andrew Martin, Dorsey Milton, Mac Odem, Jonathan Pastusek, Claud Person, Brandon Porter, Ben Rivers, Allen Roberts, Melvin Ross, Trez Tanner, Kyle Turney, Mike Urdiales, Roland Vara, Luke Villalpando, Jamar Whitehurst, Troy Williams, Wesley Williams, Brian Woods
Semifinal Game Officials

Ben Alaniz, Derick Barnes, Jarrell Greene, Calvin Harris, Tony Jackson, Adalberto Jaime, Kirk Jolivette, David Rasmussen, Scott Roycroft, Charles Rubia, Marc Segundo, Caleb Smith, Terrance Stills, Logan Taylor, Anthony Thomas, Jason White, Jermaine Williams, Roderick Wilson
State Championship Officials

Alamodome
Host Site

Live Streaming
NFHS has contracted with UIL to provide live streaming for the event. To access the NFHS site for live streaming, [please click here.](#)

STATE TOURNAMENT SCHEDULE

Thursday, March 7
1A Semifinals 8:30 AM & 10:00 AM
3A Semifinals 1:30 PM & 3:00 PM
5A Semifinals 7:00 PM & 8:30 PM

Friday, March 8
2A Semifinals 8:30 AM & 10:00 AM
4A Semifinals 1:30 PM & 3:00 PM
6A Semifinals 7:00 PM & 8:30 PM

Saturday, March 9
1A Final 8:30 AM
3A Final 10:00 AM
2A Final 1:30 PM
5A Final 3:00 PM
4A Final 7:00 PM
6A Final 8:30 PM

WEB & SOCIAL
uiltexas.org | [@uiltexas](https://twitter.com/uiltexas)



DOWNLOAD THE UIL STATE APP

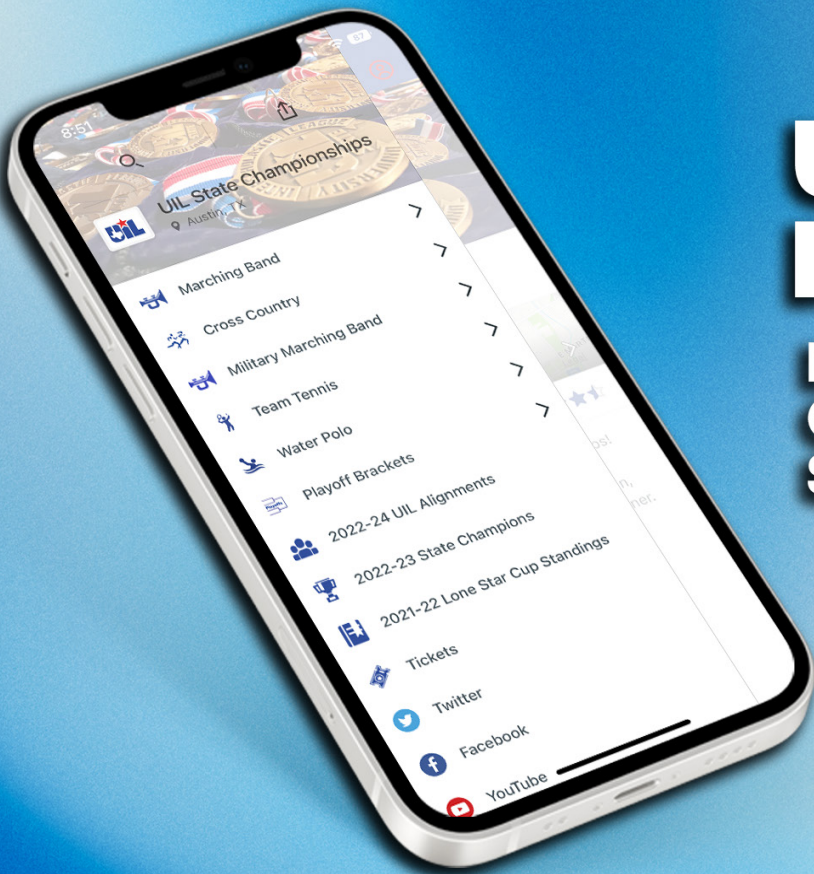


CONTENTS

2023 UIL Boys Basketball

- State Results** 5-7
- Honor Teams** 8
- Mapping the Competition** 10
- State Tournament Brackets** 11
- Team Information** 12-35

- UIL Basketball State Champions** 36-38
- PVIL Basketball State Champions** 39
- Most State Tournament Appearances** 40
- Most State Championships** 41
- State Championship Records** 42-54
- All-Time State Tournament Wins** 55



UIL STATE MOBILE APP

DOWNLOAD THE OFFICIAL APP OF THE STATE CHAMPIONSHIPS



STATE PHOTOS

Official Photographers:
Robbie Rakestraw and Alex Graza

VIEW PHOTOS FROM THE
2024 UIL BASKETBALL STATE CHAMPIONSHIPS
AFTER THE EVENT BY CLICKING THE IMAGES BELOW



BOYS



GIRLS

Nothing but net.

Champions wear patches, exclusively from  **Southwest EMBLEM** SINCE 1960



OFFICIALLY LICENSED PATCHES AND PINS



Place Attachment Patch

2024 UIL Basketball
State Championships Patch

Classification
Attachment Patch



UIL Athletics 2023-24
State Championships Pin



UIL State Medallion Pins

UIL State Championships patches and pins will be available at the event from authorized resellers.

Or visit www.SouthwestEmblem.com



PeppWear

Exclusive Souvenir Merchandiser for
University Interscholastic League



Stop by the
**UIL STATE CHAMPIONSHIP
MERCHANDISE STORE**
to get your official apparel and other items
commemorating your achievement at
today's championship event!



uil.peppwear.com



www.peppwear.com



2023 STATE RESULTS



Conference 1A State Champion

GRAFORD (37-3)

CHAMPIONSHIP FINAL

Graford def. Jayton49-44 (OT)

SEMIFINALS

Graford def. Benjamin 66-42

Jayton def. Tilden McMullen County 46-36

CONFERENCE 1A ALL-TOURNAMENT TEAM (* MVP)

Grayson Rigdon	Benjamin	So.	5'9	G
*Colin Roberts	Graford	Sr.	6'8	F
Christian Shea	Graford	Jr.	5'10	G
Sean Stanaland	Jayton	Fr.	5'11	G
Nathaniel Williams	Jayton	Sr.	6'4	G

All-Tournament Teams selected by Texas Association of Basketball Coaches



Conference 2A State Champion

LIPAN (38-1)

CHAMPIONSHIP FINAL

Lipan def. La Rue La Poynor 50-46

SEMIFINALS

Lipan def. New Home 52-44

La Rue La Poynor def. Flatonia 66-43

CONFERENCE 2A ALL-TOURNAMENT TEAM (* MVP)

Tate Branson	Lipan	Sr.	6'0	G
Reagan Fiedler	New Home	Sr.	6'1	G
Cooper Gracey	La Rue La Poynor	Sr.	6'4	F
*Garrett Smith	Lipan	Sr.	6'0	G
Dijuan Whitehead	La Rue La Poynor	Sr.	6'2	F

All-Tournament Teams selected by Texas Association of Basketball Coaches

2023 STATE RESULTS



Conference 3A State Champion

HITCHCOCK (31-7)

CHAMPIONSHIP FINAL

Hitchcock def. Childress 68-45

SEMIFINALS

Hitchcock def. Hooks 69-36

Childress def. Lytle 69-48

CONFERENCE 3A ALL-TOURNAMENT TEAM (* MVP)

Aiden Allen	Childress	Jr.	6'0	G
Lloyd Jones III	Hitchcock	So.	6'5	F
*Damien McDaniel	Hitchcock	Jr.	6'1	G
Lamont Nickleberry	Childress	Sr.	6'0	G
Elijah Sherwood	Hitchcock	So.	6'5	G

All-Tournament Teams selected by Texas Association of Basketball Coaches



Conference 4A State Champion

OAK CLIFF FAITH FAMILY ACADEMY (33-3)

CHAMPIONSHIP FINAL

Oak Cliff Faith Family Academy def. Houston Washington 70-56

SEMIFINALS

Oak Cliff Faith Family Academy def. Canyon Randall 67-47

Houston Washington def. Boerne 75-69

CONFERENCE 4A ALL-TOURNAMENT TEAM (* MVP)

Peyton Gusters	Oak Cliff Faith Family Academy	Sr.	6'5	G
Kenneth Lewis	Houston Washington	Sr.	6'6	G/F
Chris McDermott	Houston Washington	Jr.	6'7	G/F
Doryan Onwuchekwa	Oak Cliff Faith Family Academy	Jr.	6'6	G/F
*Jadyn Toppin	Oak Cliff Faith Family Academy	Sr.	6'8	F

All-Tournament Teams selected by Texas Association of Basketball Coaches

UIL Boys Basketball State Championships | #UILState

2023 STATE RESULTS



Conference 5A State Champion

DALLAS KIMBALL (33-2)

CHAMPIONSHIP FINAL

Dallas Kimball def. Killeen Ellison 69-48

SEMIFINALS

Dallas Kimball def. San Antonio Veterans Memorial 50-47

Killeen Ellison def. Mansfield Summit 52-50

CONFERENCE 5A ALL-TOURNAMENT TEAM (* MVP)

T'Johnn Brown	Dallas Kimball	Sr.	5'11	G
*Tyler Hankamer	Dallas Kimball	Sr.	6'4	G
Jamyron Keller	Killeen Ellison	Sr.	6'3	G
Ahziel McIver	Killeen Ellison	So.	6'2	G
DaCannon Wickware	Dallas Kimball	Sr.	6'6	G/F

All-Tournament Teams selected by Texas Association of Basketball Coaches



Conference 6A State Champion

RICHARDSON LAKE HIGHLANDS (35-3)

CHAMPIONSHIP FINAL

Richardson Lake Highlands def. Beaumont United 55-44

SEMIFINALS

Richardson Lake Highlands def. DeSoto 52-44

Beaumont United def. Northside Brennan 70-68

CONFERENCE 6A ALL-TOURNAMENT TEAM (* MVP)

Samson Aletan	Richardson Lake Highlands	Sr.	6'10	F
Kayde Dotson	Beaumont United	Jr.	6'2	G
*Tre Johnson	Richardson Lake Highlands	Jr.	6'6	G
Isaiah Ward	Northside Brennan	Fr.	6'6	G
Wesley Yates III	Beaumont United	Sr.	6'4	G

All-Tournament Teams selected by Texas Association of Basketball Coaches

HONOR TEAMS

Presentation Schedule

Thank you to our 1999 State Champions for joining us at #UILState to celebrate the 25th anniversary of their UIL Basketball State Championship.

Honor team presentations will take place during halftime of the game listed below.

Saturday, March 9th


8:30am (1A Final) - 1999 Moulton

10:00am (3A Final) - 1999 Mexia


1:30pm (2A Final) - 1999 Peaster

3:00pm (5A Final) - 1999 Duncanville

7:00pm (4A Final) - 1999 Crowley




1999 1A Moulton: Johanna Machacek, Krystle Pilat, Adam Smith, Bobby Simper, Chae Pavlicek, Joe Henke, Eric Rother, Bradley Darilek, Matthew Patek, Veronica Beran, Justin Anderle, Scot Chaloupka, Blake Zidek, Mark Hanslik, Robert Tovar, Wesley Rothbauer, Chad Rothbauer, Anthony Weaks, Johnny Cogburn, Sammie Koudelka




1999 2A Peaster : Mitch Howard, Paul Johnson, Jake Hindman, Chris Moon, Josh Harney, Neil Graves, Shaun Harney, Logan Parker, Danny Henderson, Mitch Jones, Donald Rohde, Josh Bryant, Bruce Garvie, A.J. Hill, Jon Whatley, Derron Smith, Jamie Payne


HONOR TEAMS



1999 3A Mexia: J.T. Brown, Freddie Hall, Teddrick Mathews, Donovan Smith, Greg Dunn, Willie Jefferson, Sam Chambers, Randy Ewers, Joseph Ronteneaux, Mikey Guthrie, Rickey Huckaby, Demar Chambers, Bridger Winsor, Tim Hubbard, John McGilvray, James Collins, Jesse Kimbrough, Terrul Henderson

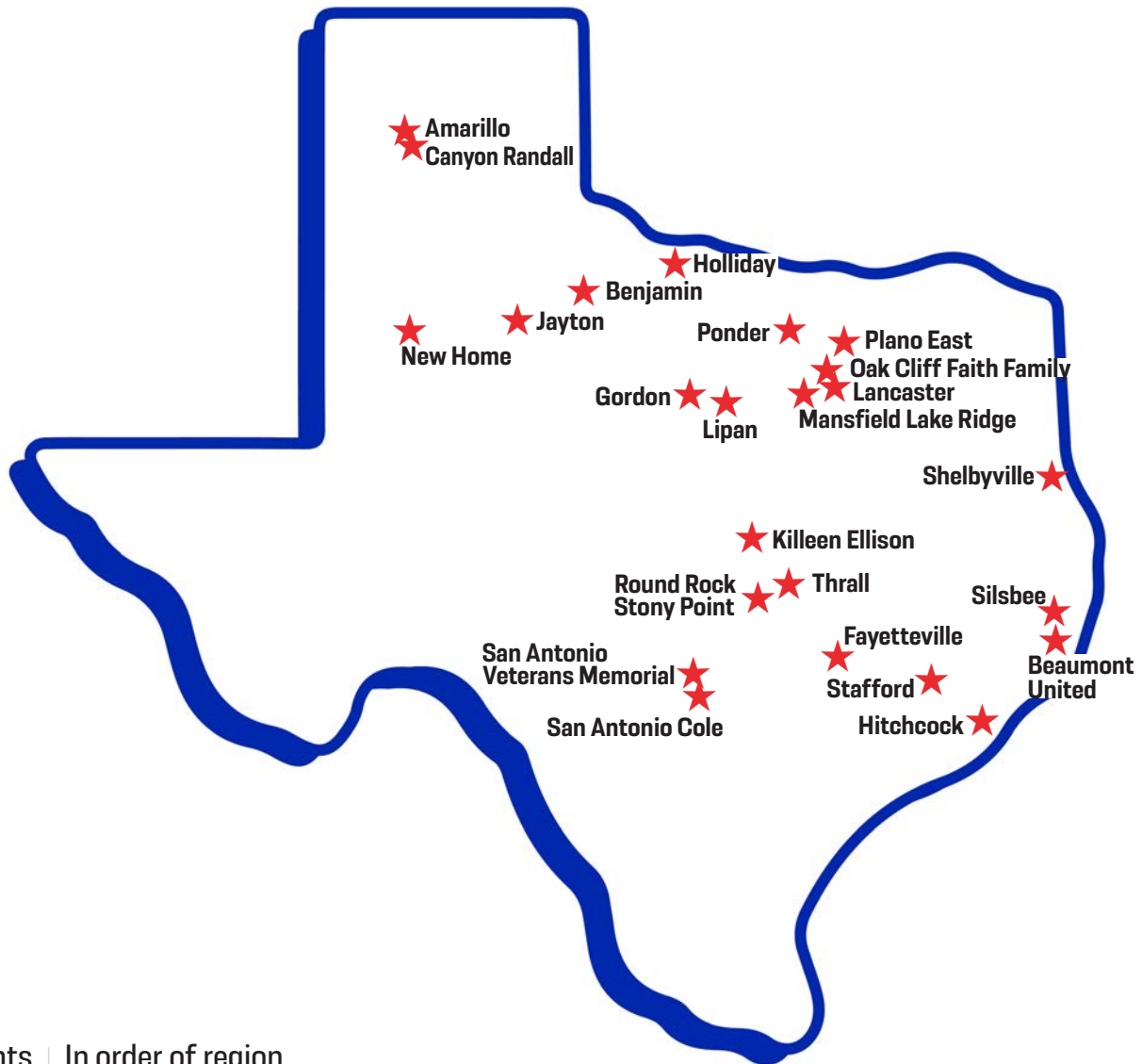


1999 4A Crowley: Brandon Newton, Brando Harris, Kevin Risher, Jason Smalls, Corey Washington, Detron Forbes, Floyd Earwood, Eric Nickols, Eddie Massie, Ankits Desai, Brian Harston, Chika Onyekanne, David Stevens, Brandon Harston, Jamell Grandberry, Terry Shelton, Deandre Ray, Gary Sarrett, David Henson



1999 5A Duncanville: Kristin McNeely, Ken Hendrix, Victor Sobers, David Sykes, Greg Ware, Brandon Cregler, Kevin Lake, Sylvester, Phil McNeely, Doug Jones, Roosevelt Brown, Briand Boddicker, Ryan Randle, Tre' Johnson, Hassan Conteh, Terrance Johnson, Dean McGuire

MAPPING THE COMPETITION



Enrollments | In order of region

CONFERENCE 1A		
1	Jayton	53
2	Benjamin	45
3	Gordon	75
4	Fayetteville	96

CONFERENCE 3A		
1	Holliday	364
2	Ponder	546
3	Hitchcock	527
4	San Antonio Cole	447


CONFERENCE 5A		
1	Amarillo	2,132
2	Lancaster	2,300
3	Killeen Ellison	1,799
4	San Antonio Veterans Memorial	1,773

CONFERENCE 2A		
1	New Home	191
2	Lipan	123
3	Shelbyville	227
4	Thrall	274

CONFERENCE 4A		
1	Canyon Randall	1,065
2	Oak Cliff Faith Family	717
3	Silsbee	793
4	Stafford	1,106

CONFERENCE 6A		
1	Plano East	3,123
2	Mansfield Lake Ridge	2,774
3	Beaumont United	2,025
4	Round Rock Stony Point	2,598

STATE TOURNAMENT BRACKETS





BENJAMIN MUSTANGS

CONFERENCE 1A | REGION 2 | DISTRICT 16 | PURPLE & WHITE



Aaron Kuehler
Head Coach

**Jamie Rigdon,
Tristen Hayes,
Sadie Tarver**
Assistant Coaches

ADMINISTRATION

Dr. Josh Smith
Superintendent

Ronda Moffett
Principal

Nathan Hayes
Athletic Director

#	ROSTER	CLASS	HT	POS
1	Grayson Rigdon	Jr.	5-10	G
2	Malcham Williams	Sr.	6-0	F
3	Weston Weatherford	Sr.	6-0	F
4	Keegan Hayes	Fr.	6-0	G
5	Ayden Montanez	So.	5-6	G
10	LJ Jackson	Fr.	5-10	G
11	Jules Pugi	Sr.	6-2	G/F
12	Matteo Schwetling	Jr.	6-2	F
13	Mauricio Silva	So.	5-11	F
14	Everett Cates	Fr.	5-11	G
15	Jace Tervino	Fr.	5-5	G
23	Will Pierce	So.	5-6	G/F
25	Elijah Tervino	So.	6-1	F
34	Tallon Hayes	Jr.	6-1	G/F
55	Even Miller	So.	6-1	F

Karter Acevedo.....Manager
Kaeson Acevedo.....Manager

Kamryn Jones.....Manager
Eryn Cottingham.....Manager

SEASON RECORD | 23-1

Harrold	86-46
Abilene Christian	87-63
Newcastle	90-40
Wylie JV	91-45
Lingleville.....	80-39
Colorado City Colorado.....	80-43
Crowell	82-47
Munday	99-54
Electra	79-45
Vernon Northside	102-19
Chillicothe	83-22
Harrold	87-59
Munday	81-60
Electra	98-77
Crowell	87-67
Vernon Northside	97-36
Lubbock Christian	63-73
Chillicothe	83-25
Wildorado	78-68

PLAYOFF RESULTS

Rotan	102-54
Hermleigh	108-40
Knox City	75-69
Mertzon Irion County.....	41-35
Clyde Eula	57-44

STATE APPEARANCES: 2

2023, 24



GORDON LONGHORNS

CONFERENCE 1A | REGION 3 | DISTRICT 19 | BLACK & GOLD



Shad Reed
Head Coach

**Ligon West,
Jesse Hallmark,
Mike Reed**
Assistant Coaches

ADMINISTRATION

Holly Campbell
Superintendent

Jennifer Salinas
Principal

Mike Reed
Athletic Director

#	ROSTER	CLASS	HT	POS
0	Asher Salinas	So.	6-2	F
1	Brayden Walters	So.	6-2	G/F
2	Riley Reed	So.	5-10	G
3	Stryker Reed	So.	6-1	G/F
4	Aiden Shank	So.	5-10	G
5	Josh Whitlock	Sr.	5-9	G
10	Noah Kostiha	So.	5-9	G
11	Gatlin Simmons	Fr.	6-4	F
13	Juan Cabrera	Jr.	5-9	F
20	Hudson Campbell	Fr.	5-9	G
21	Maddox Stewart	Jr.	5-10	G
22	Corvin Seymour	Fr.	5-8	F
25	Payden Rust	Sr.	5-10	F
30	Austin Brandt	So.	5-9	G

Jaxon Whitlock Manager
 Rowe Williams Manager
 Joshua Wyatt Manager
 Kolden Reed Manager
 Payton Reed Manager

Taylor West Athletic Trainer
 Michelle Reed Athletic Trainer
 Keva Reed Statistician
 Benita Carlton Statistician

SEASON RECORD | 21-6

Munday	61-27
Idalou	38-54
Forsan	53-36
Wellington	51-46
Gorman	84-21
Chico	71-13
Henrietta	59-63
Bells	33-41
Oglesby	65-23
Lipan	31-32
Lingleville	59-19
Huckabay	71-64
Strawn	74-18
Bluff Dale	80-23
San Angelo Home School	59-43
Gorman	76-30
Rankin	86-41
Lingleville	71-26
Huckabay	49-53
Strawn	79-16
Bluff Dale	83-21
Glen Rose	55-72

PLAYOFF RESULTS

Meridian	85-37
Sidney	72-31
Morgan	58-31
Dodd City	51-33
Graford	42-34

STATE APPEARANCES: 1
2024



JAYTON JAYBIRDS

CONFERENCE 1A | REGION 1 | DISTRICT 5 | BLACK & GOLD



Ryan Bleiker
Head Coach

**Josh Stanaland,
Kevin Chisum**
Assistant Coaches

ADMINISTRATION

Scott Bicknell
Superintendent

Nathan Branum
Principal

Nathan Branum
Athletic Director

#	ROSTER	CLASS	HT	POS
00	Tucker Scott	Fr.	5-8	G
1	Jesse Yanez	Jr.	6-0	F
2	Bode Ham	So.	5-8	G
3	Lorenzo Vargas	Fr.	5-7	G
4	Ayden Salazar	Jr.	5-11	G
10	Luan Felipe	Jr.	5-9	G
11	Ethan Pendergast	Jr.	5-11	G
13	Sean Stanaland	So.	6-1	G
14	Kye Polk	Fr.	5-10	G
20	Colt Gentry	So.	6-2	G
21	Cooper Spray	So.	6-1	F
22	Jarret Herzog	Sr.	6-3	F
23	Griff Reel	Jr.	6-4	G
24	Caleb Herzog	So.	5-7	G
25	Mark Guerrero	Fr.	5-7	G
30	Dayton Bleiker	Fr.	6-1	G
34	Brody Dempsey	So.	5-6	G
41	Colten Segura	Fr.	5-6	G
44	Justin Collins	Sr.	6-1	G
50	Ethan Carothers	Fr.	6-1	F
55	Garrison Allen	Fr.	6-5	F

Easton Bleiker Manager
Hayden Collins Manager
Cash Chisum Manager
Kirby Miller Manager

Ben Baldrige Manager
Casey Spray Manager
Brylen Bezner Manager
Maddox Branum Manager

SEASON RECORD | 36-3


Tahoka	67-46
Coahoma.....	68-37
Stamford.....	81-29
Lone Oak.....	58-42
Edgewood.....	48-44
Farmersville.....	65-39
Colleyville Covenant Christian	39-50
Leonard.....	40-52
Jacksboro.....	49-26
Ira.....	66-38
Knox City.....	73-47
Crosbyton.....	59-39
Forsan.....	59-43
Idalou.....	51-60
Archer City.....	42-27
Levelland.....	56-44
Olney.....	60-25
Hamlin.....	66-33
Plains.....	49-39
Slidell.....	59-45
Slaton.....	74-36
Sweetwater.....	55-40
Brownwood.....	74-61
Guthrie.....	75-12
Spur.....	86-21
Paducah.....	80-32
Matador Motley County.....	87-6
Afton Patton Springs.....	83-2
Guthrie.....	95-24
Spur.....	92-33
Paducah.....	91-25
Matador Motley County.....	89-20
Afton Patton Springs.....	88-35
Monahans.....	75-63

PLAYOFF RESULTS

Crosbyton.....	71-26
Whiteface.....	58-38
Morton.....	50-27
Wildorado.....	65-62
Texline.....	51-43

STATE APPEARANCES: 4

2019, 20, 23, 24



FAYETTEVILLE LIONS

CONFERENCE 1A | REGION 4 | DISTRICT 29 | MAROON & GREY



Jake Diggs
Head Coach

Clint Jaeger
Assistant Coach

ADMINISTRATION

Jeff Harvey
Superintendent

Brynn Lopez
Principal

Clint Jaeger
Athletic Director

#	ROSTER	CLASS	HT	POS
1	Mason Fenhaus	So.	5-9	G
2	Kole Schmitt	So.	5-10	G
3	Lawson Fritsch	Jr.	5-11	G
4	Jack Schley	So.	6-0	F
5	Enoch Loafmann	Fr.	5-9	G
11	Jake Kubala	Sr.	6-1	F
12	Keagan Supak	Sr.	5-10	G
13	Cole Jurecka	So.	5-10	G
14	Johnathan English	Jr.		G
15	Luke Korenek	Jr.	6-1	F
20	Kasen Kocian	So.	5-10	G
21	Cash Smith	Sr.	6-1	F
22	Brody Dooley	Jr.	5-10	G
25	Easton Jaeger	Jr.	6-1	F
35	Chance Konvicka	Jr.	5-10	G

Cole Fenhaus.....Manager
Reid Gross.....Manager
Otis Dominey.....Manager
Mason Merritt.....Manager

Julius Jakkula.....Manager
Jahiderlyn Diggs.....Statistician
Jennifer Jaeger.....Statistician
Brooklyn Jaeger.....Statistician

SEASON RECORD | 32-5

La Grange.....	73-53
Mumford.....	69-71
Bryan Cornerstone Christian Academy.....	74-35
Weimar.....	70-46
Louise.....	80-39
Prairie Lea.....	87-31
Brazos Christian.....	82-70
Flatonia.....	59-55
Shiner.....	62-58
Flatonia.....	62-54
Altair Rice.....	69-79
Victoria Gators Home School.....	75-21
Comal Davenport JV.....	39-44
Port Aransas.....	36-57
Louise.....	91-29
Dime Box.....	100-22
Hallettsville.....	75-42
Snook.....	80-51
Giddings.....	56-50
Calvert.....	101-62
McDade.....	91-35
Richards.....	57-58
Round Top-Carmine.....	109-33
North Zulch.....	66-45
Buckholts.....	71-23
Dime Box.....	82-33
Calvert.....	57-53
McDade.....	64-27
Richards.....	52-33
Round Top-Carmine.....	111-33
North Zulch.....	62-37
Buckholts.....	86-10

PLAYOFF RESULTS

Nordheim.....	71-37
Tilden McMullen County.....	52-44
Moulton.....	45-41
Wells.....	73-59
Brookeland.....	74-64

STATE APPEARANCES: 3

1942, 43, 2024



LIPAN INDIANS

CONFERENCE 2A | REGION 2 | DISTRICT 11 | BLUE & GOLD



Brent Gaylor
Head Coach

**Steven Bailey,
Ty Johnston**
Assistant Coaches

#	ROSTER	CLASS	HT	POS
0	Tyson Tarpley	Sr.	5-10	G
3	Payton Cornelius	So.	5-9	G
11	Tucker Tims	Fr.	5-8	G
13	Michael Bolfiging	Fr.	5-9	G
15	Colby Scott	Jr.	6-3	F
22	Dillon Hall	Jr.	6-1	F
23	Alberto Andreatta	Jr.	6-1	F
24	Wyatt Yates	Fr.	6-6	G
34	Court Gaylor	Fr.	5-10	G
45	Kolt Larson	So.	6-2	F
50	Darius Steed	So.	6-6	F

ADMINISTRATION

Ralph Carter
Superintendent

Jonathan Normand
Principal

Amber Branson
Athletic Director

Billy Smith Manager
 Brandtley Harris Manager
 Alfredo Espinoza Manager
 Wendy Gaylor Statistician
 Sydny Gaylor Statistician

Hanna Gaylor Statistician
 Taylor Johnston Manager
 Courtney Bailey Manager
 JT Bailey Manager
 Brock Bailey Manager

SEASON RECORD | 34-4

Wichita Falls Hirschi	53-18
Peaster	62-56
Port Aransas	51-34
Austwell-Tivoli	80-34
Moulton	55-19
Mabank	49-55
Gladewater Sabine	55-45
Uplift Elevate Prep	78-27
Millsap	56-41
Childress	44-46
Tenaha	39-25
Huckabay	53-32
Forsan	46-35
Graford	30-45
Windthorst	59-30
Poolville	31-25
Ector	52-20
Tenaha	55-35
Hooks	50-69
Gladewater Sabine	55-31
Martin's Mill	41-38
Gordon	32-31
Santo	66-28
Hico	51-21
Tolar	33-30
Ranger	96-26
De Leon	56-37
Poolville	37-33
Santo	79-42
Hico	53-33
Tolar	51-45
Ranger	2-0
De Leon	56-24

PLAYOFF RESULTS

Hamilton	59-39
Albany	52-41
Seymour	69-63
Sulphur Springs North Hopkins	45-42
Muenster	47-32

STATE APPEARANCES: 15

1953, 59, 94, 98, 2003, 04, 05, 06, 09, 17, 18, 21, 22, 23, 24



NEW HOME LEOPARDS

CONFERENCE 2A | REGION 1 | DISTRICT 5 | RED & BLACK



Koby Abney
Head Coach

Braeden Jones,
Wade McClintock
Assistant Coaches

ADMINISTRATION

Shane Fiedler
Superintendent

Dr. Gail Smith
Principal

Jon Ward
Athletic Director

#	ROSTER	CLASS	HT	POS
2	Micah Boynton	Sr.	5-10	G
3	Jake Fogerson	Jr.	6-0	F
4	Nevin Mojica	Sr.	5-11	F
5	Colby Cook	So.	6-0	G
10	Brazos Beck	Sr.	5-11	G
13	Owen Morris	Sr.	6-3	G/F
20	Zack Armes	So.	5-9	G
24	Jackson Martinez	Sr.	5-8	G
25	Mitchell Baum	Jr.	6-4	F
30	Grayson Evans	Jr.	6-6	F
32	Dane Armes	Sr.	6-3	F
33	Caleb Cook	Jr.	6-3	G/F
44	Mason Turnbow	Sr.	6-2	F

Zack Miller Manager
Kassie Cline Trainer

Marla Childers Statistician

SEASON RECORD | 31-7

Idalou	50-53
Kress	80-36
Lubbock Kingdom Prep	76-45
Hale Center	70-51
Abernathy	61-48
Wall	60-33
Pampa	59-66
Nazareth	54-49
Tahoka	69-36
Cross Plains	63-29
New Deal	75-41
Roscoe	59-40
Gail Borden County	72-45
Seminole	44-63
Wolfforth Frenship JV	60-53
Muleshoe	86-38
Dumas	63-49
Farwell	58-53
Littlefield	41-57
Sundown	73-21
Seagraves	80-44
Tahoka	67-23
Plains	54-43
Ropesville Ropes	66-28
Post	88-27
Childress	53-59
Sundown	76-16
Seagraves	66-40
Tahoka	64-34
Plains	42-47
Ropesville Ropes	60-31
Post	80-25
Plains	50-57

PLAYOFF RESULTS

McCamey	95-43
Sterling City	75-33
Big Lake Reagan County	59-51
Floydada	54-43
Plains	44-39

STATE APPEARANCES: 3

1989, 2023, 24



THRALL TIGERS

CONFERENCE 2A | REGION 4 | DISTRICT 27 | PURPLE & WHITE



Charles Tindol
Head Coach

Markell Irvin
Assistant Coach

ADMINISTRATION

Tommy Hooker
Superintendent

Nicole Tindol
Principal

Aaron Vanecek
Athletic Director

#	ROSTER	CLASS	HT	POS
1	Tye Urbis	So.	6-0	G
2	Ethan Boecker	Jr.	5-9	G
3	Jesus Garcia	Jr.	5-10	G/F
4	Dawson Meiske	Sr.	6-4	F
5	Payton Gillmore	Jr.	6-0	G
10	Steven Walker	Sr.	6-3	G/F
11	Carson Ball	Sr.	6-0	G
15	Breken Proctor	Sr.	6-0	G
23	Darius Johnson	Sr.	5-9	F
24	Ethan Dahl	Sr.	6-0	F
30	Case Offield	Jr.	5-11	F
34	Augustine Loza	So.	5-11	F

Laura Whitus.....Trainer
Jimmy Gillmore.....Statistician
Casey Georg.....Statistician

Cannon Seaton.....Manager
Dakota Konarsky.....Manager

SEASON RECORD | 30-5

Bosqueville.....	69-52
Rosebud-Lott.....	60-32
Burton.....	65-24
Georgetown JV.....	79-50
Rosebud-Lott.....	70-31
Thrall JV.....	104-24
Franklin.....	66-45
Holland.....	55-34
Killeen Chaparral JV.....	62-26
Johnson City.....	70-50
Florence.....	53-21
Holland.....	72-47
Georgetown JV.....	76-42
Florence.....	56-26
Granger.....	52-41
Gorman.....	55-19
San Saba.....	57-48
Waco Meyer.....	58-44
Wellington.....	45-48
Bartlett.....	60-34
Holland.....	43-45
Hearne.....	58-37
Milano.....	60-27
Thorndale.....	51-53
Granger.....	54-36
Bartlett.....	63-41
Holland.....	34-38
Hearne.....	58-60
Milano.....	70-47
Thorndale.....	59-43

PLAYOFF RESULTS

Bloomington.....	66-47
Evadale.....	70-66
Dallardsville Big Sandy.....	62-58
Kenedy.....	64-43
Santa Maria.....	66-45

STATE APPEARANCES: 1
2024



SHELBYVILLE DRAGONS

CONFERENCE 2A | REGION 3 | DISTRICT 23 | RED, BLACK & WHITE



Colton Wager
Head Coach

**Dee Osby,
Jerred Wallace**
Assistant Coaches

ADMINISTRATION

Ray West
Superintendent

Mario Osby
Principal

Jerred Wallace
Athletic Director

#	ROSTER	CLASS	HT	POS
0	Dylan Parker	Sr.	5-11	F
1	JD Suell	So.	5-7	G
2	Ji'kei Cartwright	Jr.	5-9	F
3	Jonavian Mathis	Jr.	5-10	G
4	Ja'Davian Mathis	Jr.	6-1	G
5	Aiden Swindle	Fr.	5-8	G
10	Weston Frick	Sr.	6-6	F
11	DJ Barnes	Jr.	5-10	G
15	Dallas Murry	Fr.	5-10	G
24	Eli Ferguson	Sr.	6-1	G
35	William Walden	Fr.	5-10	F

Gabe Garcia Manager
Jay Barnes Manager

Tristan Vickers Manager

SEASON RECORD | 28-7

Lufkin Pineywoods	54-41
Frankston	47-42
Longview Spring Hill	55-54
New Diana	38-26
Frankston	30-28
San Augustine	37-22
Martinsville	43-47
New London West Rusk	43-37
Pollok Central	25-44
Haynesville Claiborne Academy (LA)	42-34
Pineland West Sabine	47-39
Alto	47-49
Wells	58-36
Waskom	62-35
Tatum	43-61
San Augustine	44-34
Douglass	46-43
Maypearl	44-39
Tenaha	54-45
Garrison	39-27
Timpson	53-47
Beckville	42-57
Gary	48-23
Joaquin	64-44
Tenaha	39-44
Garrison	45-39
Timpson	54-37
Beckville	52-54
Joaquin	53-28
Gary	55-39

PLAYOFF RESULTS

Chireno	51-44
Douglass	52-43
Timpson	53-50
LaRue LaPoynor	71-55
Beckville	48-46

STATE APPEARANCES: 6

1982*, 84*, 2018, 19*, 20, 24



HOLLIDAY EAGLES

CONFERENCE 3A | REGION 1 | DISTRICT 7 | RED, GRAY & WHITE



Kyle Tucker
Head Coach

**Kaleb Carver,
Seth Oliver,
Clay Streatly**
Assistant Coaches

ADMINISTRATION

Cody Carroll
Superintendent

Bruce Patterson
Principal

Kyle Atwood
Athletic Director

#	ROSTER	CLASS	HT	POS
2	Ashtyn Berry	Jr.	6-4	F
3	Jaedin Kim	Jr.	5-6	G
4	Grant Cox	Sr.	6-4	F
5	Cayden Howard	Jr.	5-11	G
10	Keitenn Bristow	Sr.	6-9	G
11	Ty Harrison	So.	6-1	G
12	Jayden Whitley	So.	6-3	F
15	Josh Bruggeman	Sr.	5-11	G
20	Brody Luig	Jr.	5-8	G
22	Carter Ruddell	Sr.	5-9	G
23	Eric Bristow	Jr.	6-3	F
24	Grayson Kafer	Jr.	6-2	F
30	Lance Harrison	Sr.	6-6	F
42	Caleb Foster	Sr.	6-1	F

Waylon Drennan Manager
Tyrese Polite Manager
Jake Tucker Manager

Tana Drennan Athletic Trainer
Seretha Elkins Athletic Trainer
Clay Miller Student Trainer

SEASON RECORD | 34-2

Perrin-Whitt	59-75
Springtown	60-66
Wichita Falls	53-40
Tuscola Jim Ned	40-38
Graham	51-30
Eastland	72-46
Merkel	56-35
Millsap	71-41
Spearman	42-27
Idalou	59-36
Floydada	68-52
Childress	50-47
Paradise	52-44
Nocona	55-40
Burkburnett	62-41
Rocksprings	68-45
Clyde	64-48
Tuscola Jim Ned	50-48
Graford	52-37
Iowa Park	54-39
Jacksboro	57-33
Henrietta	75-29
Wichita Falls City View	55-36
Vernon	62-35
Bowie	58-43
Iowa Park	72-48
Jacksboro	80-54
Henrietta	64-40
Wichita Falls City View	47-46
Vernon	50-39
Bowie	54-32

PLAYOFF RESULTS

Early	52-25
San Angelo TLC	61-35
Tuscola Jim Ned	57-38
Childress	52-41
Shallowater	63-39

STATE APPEARANCES: 2

1943, 2024



PONDER LIONS

CONFERENCE 3A | REGION 2 | DISTRICT 10 | RED & WHITE



JD Sullivan
Head Coach

**Michael Eddy,
Terry Ryan**
Assistant Coaches

ADMINISTRATION

Dr. James Hill
Superintendent

Chris Jones
Principal

Paul Sharr
Athletic Director

#	ROSTER	CLASS	HT	POS
0	Gianni Ice	Sr.	5-9	G
1	Timber Crider	Sr.	5-10	G
2	Cooper McNutt	Sr.	6-1	G
4	Jace Sullivan	So.	5-8	G
5	Carter Eddy	Sr.	6-3	F
10	Riggs Arterberry	Sr.	6-2	F
11	Case Peacock	Sr.	6-2	F
12	Austin VanZuiden	Jr.	6-3	F
15	Kade Irons	Sr.	6-0	G, F
20	JaShawn Taylor	Jr.	6-0	F
21	Houston Webster	Fr.	5-7	G
23	Ely Lane	Fr.	5-8	G
33	Tyson Price	So.	6-1	G
44	Max Hutcherson	Sr.	6-2	F

Bryce Hardin..... Manager
 Ryann Degelia Student Trainer
 David Reed Athletic Trainer
 Taylor Shusta Athletic Trainer
 Landon Jones Manager

Nicolas Turlington Manager
 Mason Jones Manager
 Ashton Nowicki Manager
 Henry Angeley Manager

SEASON RECORD | 36-6

Prosper Walnut Grove.....	52-68
Waxahachie Life.....	48-33
Wichita Falls Hirschi.....	52-27
Aubrey.....	48-52
Argyle.....	43-45
North Crowley JV.....	78-32
Nacogdoches Central Heights.....	49-41
Joshua.....	55-39
Brock.....	49-40
CanyonWest Plains.....	48-54
Krum.....	54-70
Tatum.....	60-45
Hardin-Jefferson.....	54-32
Anahuac.....	80-36
Aransas Pass.....	83-60
Kountze.....	35-39
Carrollton Ranchview.....	54-38
Boyd.....	59-41
Greenville.....	73-53
Paris North Lamar.....	65-38
Honey Grove.....	63-35
Conroe Grand Oaks.....	53-50
Burleson.....	51-32
Hope.....	55-40
Valley View.....	73-20
Callisburg.....	63-42
Whitesboro.....	49-36
Sadler S&S Consolidated.....	82-29
Paradise.....	44-36
Pilot Point.....	47-24
Boyd.....	83-41
Valley View.....	64-23
Callisburg.....	86-32
Whitesboro.....	63-24
Sadler S&S Consolidated.....	97-29
Paradise.....	45-35
Pilot Point.....	74-34

PLAYOFF RESULTS

Duncanville Village Tech.....	82-29
Gunter.....	58-30
Dallas Madison.....	50-29
Mount Pleasant Chapel Hill.....	66-58
Paradise.....	28-24

STATE APPEARANCES: 9

1984, 99, 2001*, 06, 08*, 09*, 10*, 14*, 24



HITCHCOCK BULLDOGS

CONFERENCE 3A | REGION 3 | DISTRICT 24 | RED & WHITE



Christopher Jordan - Foster
Head Coach

**Rogers Davis,
Lloyd Jones II**
Assistant Coaches

#	ROSTER	CLASS	HT	POS
0	Timari Bell	Sr.	5-7	G
1	Kelshaun Johnson	Jr.	5-11	G
2	Damien McDaniel	Sr.	6-1	G
3	Maleek Clark	Jr.	6-0	G
4	Bryce Dorsey	Sr.	5-11	G
5	Tahara Goins	Sr.	6-1	G
10	Kamari Mcneal	Jr.	6-4	F
12	Elijah Sherwood	Jr.	6-5	G
23	Ta'maury Murray	So.	6-4	F
24	Lloyd Jones III	Jr.	6-5	F

Russell Mawby Athletic Trainer
Jalen Rogers Manager
Erskin Hill Manager

Adrien Anderson Manager
Braydon Alridge Manager
Jordan Shannon Manager

ADMINISTRATION

Travis Edwards
Superintendent

Suzzette Evans
Principal

Craig Smith
Athletic Director

SEASON RECORD | 32-3

Houston Lutheran South Academy.....	79-60
League City Clear Falls.....	73-50
Texas City.....	60-51
Houston Bellaire Episcopal.....	55-62
Pasadena South Houston.....	57-60
Angleton.....	72-59
Lorena.....	73-40
Center.....	60-33
Sulphur Springs.....	67-49
Texarkana Texas.....	66-55
Brock.....	57-49
La Marque.....	63-36
East Bernard.....	84-18
Galveston Ball.....	69-52
Van Alstyne.....	55-41
Fort Worth Eastern Hills.....	53-60
Krum.....	64-57
Brock.....	46-43
Houston Harmony School of Discovery.....	104-24
Van Vleck.....	61-44
Danbury.....	82-29
Hempstead.....	92-46
Wallis Brazos.....	95-53
Boling.....	87-46
East Bernard.....	95-32
Houston Harmony School of Discovery.....	2-0
Van Vleck.....	70-13
Danbury.....	104-18
Hempstead.....	80-28
Wallis Brazos.....	57-24
Boling.....	86-22

PLAYOFF RESULTS

Coldspring-Oakhurst.....	69-49
Anahuac.....	82-30
Orangefield.....	66-34
Lorena.....	50-36
Kountze.....	83-44

STATE APPEARANCES: 5

2003, 04, 22, 23'



SAN ANTONIO COLE COUGARS

CONFERENCE 3A | REGION 4 | DISTRICT 26 | GREEN & GOLD



Joseph Isaac
Head Coach

**Jared Romine,
Chauncey Harris,
Greg McLain**
Assistant Coaches

ADMINISTRATION

Dr. Gary Bates
Superintendent

Dr. Joseph Cerna
Principal

Larry Norman
Athletic Director

#	ROSTER	CLASS	HT	POS
0	Brennan Skaggs	Sr.	6-1	G
2	James Livingston	Sr.	6-1	G
3	Oscar Torres	Jr.	6-2	F
4	K'don Burnette	Sr.	5-8	G
5	Logan Beckstrom	Jr.	6-4	F
10	Ajian Hasadinratana	Sr.	6-1	G/F
11	Aaron Braxton	Jr.	6-3	G
12	Dylan Silva	Sr.	5-9	G
13	Noah Chambers	So.	6-2	F
15	D'Anthony Small	Sr.	5-10	G
20	Jeremiah Johnson	Sr.	6-2	F
23	Kenny Atunrase	Sr.	6-4	F

Jeffery Schmidt Athletic Trainer
 Aaron Walters Manager
 Angelina Gordish Manager
 Amara Smith Manager

Aric Powell Manager
 Giselle Gonzalez Trainer
 Ava Gonzalez Trainer

SEASON RECORD | 32-9

Victoria West	59-43
Corpus Christi Moody.....	70-38
La Joya	50-45
El Paso Jefferson	71-34
League City Clear Creek	66-75
Houston Bellaire	47-63
La Joya Palmview	57-48
Buda Hays.....	53-48
San Angelo Central.....	55-64
Del Rio	81-50
Boerne Champion.....	42-74
Eagle Pass Winn	65-39
Laredo Cigarroa.....	67-33
Laredo Alexander	42-59
Laredo Nixon	52-60
San Antonio Wagner	49-72
Cibolo Steele.....	50-58
Corpus Christi Veterans Memorial.....	67-64
Laredo Johnson.....	55-43
San Antonio St. Anthony Catholic	105-55
Kingsville King.....	58-42
Corpus Christi Incarnate Word	66-50
Victoria East	73-48
Victoria West	57-59
Crystal City.....	86-47
Ingram Moore.....	60-34
Luling.....	94-40
Nixon-Smiley	89-58
Universal City Randolph	84-34
San Antonio Great Hearts Northern Oaks	60-47
Marion	49-43
Luling.....	92-47
Nixon-Smiley	84-50
Universal City Randolph	54-47
San Antonio Great Hearts Northern Oaks	64-48
Marion	47-35

PLAYOFF RESULTS

Hallettsville.....	71-40
South San Antonio West.....	65-26
Edna.....	69-43
Corpus Christi London.....	51-50
Poth.....	46-43

STATE APPEARANCES: 10

1967, 68, 89, 2006, 12, 19, 20, 21, 22, 24



CANYON RANDALL RAIDERS

CONFERENCE 4A | REGION 1 | DISTRICT 4 | BLACK & SILVER



Leslie Broadhurst
Head Coach

Trevor Johnson, JJ Rojas, John Quint, Korbin Richardson, Lance Simpson
Assistant Coaches

ADMINISTRATION

Daryl Flusche
Superintendent

Steven Singleton
Principal

Toby Tucker
Athletic Director

#	ROSTER	CLASS	HT	POS
0	Zak Bol	Sr.	6-3	F
1	Jaxon Tonioli	Jr.	6-0	G
2	Devin Baccas	Sr.	6-3	F
3	Tayesen Combs	Jr.	6-2	G
4	JJ Buchanan	Sr.	6-0	G
5	KJ Thomas	Sr.	6-1	G
10	Tim Perez	Jr.	6-0	G
11	Travion Ndanikure	Jr.	6-1	G
12	Dawson Heider	Jr.	6-7	F
13	Christian Smith	Fr.	6-0	G
15	Trevor Flow	Jr.	5-10	G
23	Tayren Combs	So.	6-3	F
30	Minyahil Assefa	So.	6-1	F
31	Evan Criado	Jr.	5-11	G
34	Lakin Warrick	So.	5-10	G
35	Jake Forney	So.	6-1	F

Cesar Perez Vasquez Manager
Colby Davis Manager
CJ Robins Manager
Beckham Johnson Manager
Shepherd Johnson Manager
Donivon Gardner Manager

Michelle Breaux Kasper Trainer
Amanda Johnson Statistician
Ally Rojas Statistician
Heather Broadhurst Statistician
Andrew Koehn Manager

SEASON RECORD | 34-3

Plainview.....	95-35
Amarillo Tascosa.....	85-60
Amarillo Caprock.....	99-40
Lubbock Monterey.....	71-56
Amarillo.....	62-48
El Paso Montwood.....	65-51
Amarillo Palo Duro.....	50-66
Brownfield.....	82-37
Wolfforth Frenship.....	69-63
Midland Greenwood.....	106-67
Frisco Legacy Christian Academy.....	76-29
Burkburnett.....	114-80
Kennedale.....	92-89
Amarillo Palo Duro.....	69-87
Dumas.....	97-54
Canyon West Plains.....	82-63
Paradise.....	78-49
Bishop.....	67-57
Hamshire-Fannett.....	83-62
Fort Worth Eastern Hills.....	58-61
Canyon.....	58-40
Hereford.....	77-72
Perryton.....	88-44
Borger.....	118-55
Pampa.....	91-62
Dumas.....	108-46
Canyon West Plains.....	79-60
Canyon.....	56-54
Hereford.....	85-63
Perryton.....	95-43
Borger.....	95-44
Pampa.....	116-60

PLAYOFF RESULTS

Andrews.....	103-34
El Paso Riverside.....	101-30
Hereford.....	91-49
Krum.....	76-66
Canyon.....	56-53

STATE APPEARANCES: 2

2023, 24



SILSBEE TIGERS

CONFERENCE 4A | REGION 3 | DISTRICT 19 | MAROON & WHITE



Joe Sigler
Head Coach

**Ira Brooks,
Jacob Brooks**
Assistant Coaches

ADMINISTRATION

Dr. Gregg Weiss
Superintendent

Jessie Martin
Principal

Randy Smith
Athletic Director

#	ROSTER	CLASS	HT	POS
1	Jared Harris	Sr.	6-5	G
2	Dre'lon Miller	Sr.	6-2	G
3	Jacaleb Johnson	So.	6-1	G/F
5	Jarmarion Elam	Sr.	6-0	F
10	Quinton Shoulders	Jr.	6-1	G
11	Payton Jones	Fr.	5-11	G
12	Andre Henry	Sr.	6-0	G
14	Shanden Hunt	Sr.	5-7	G
15	Lamarcus Bottley Jr.	Sr.	5-10	G
20	Treyton Dill	Sr.	6-3	F
21	Troy Rice	Jr.	6-6	F
22	Dwayne Matthews	Sr.	6-0	G
23	K'leb Gaines	Jr.	5-6	G
30	Billy Boulwen	Jr.	6-4	F
34	Kyle Walker	So.	6-3	F

John Williamson Trainer
Harmoni Briscoe Student Trainer
Joseph Brooks Statistician
Kailyn Banks Manager

Destine Flowers Manager
Corey Chavis Manager
Jada Jones Manager
Mykeria Murray Manager

SEASON RECORD | 28-9

Woodlands College Park.....	59-75
Port Arthur Memorial.....	74-66
Houston Bellaire Episcopal	60-70
Dallas Madison.....	76-46
Beaumont West Brook	59-79
Houston Nimitz.....	60-73
Lake Charles LaGrange (LA)	89-49
Beaumont West Brook	63-67
Angleton	82-68
Houston Aldine	101-70
Fort Bend Willowridge	85-52
Lufkin	73-69
Humble Kingwood	56-41
Beaumont United.....	68-78
Bridge City.....	87-54
Lumberton.....	81-45
Pinson Valley (AL).....	78-68
Benton (AR).....	65-71
Duncanville.....	85-90
Vidor	102-60
Marrero Archbishop Shaw (LA).....	63-60
New Orleans Carver (LA).....	60-50
Alexandria Peabody (LA)	44-59
Jasper	108-52
West Orange-Stark.....	107-62
Orange Little Cypress-Mauriceville.....	75-56
Bridge City.....	104-55
Vidor	100-54
Lumberton.....	100-49
Jasper	130-66
West Orange-Stark.....	112-57
Orange Little Cypress-Mauriceville.....	78-40

PLAYOFF RESULTS

Hardin-Jefferson.....	82-40
Palestine	81-57
Hamshire-Fannett.....	71-56
Houston Wheatley	77-55
Houston Washington.....	79-70

STATE APPEARANCES: 10

1972, 76, 83, 2008, 10, 16, 17, 18, 22, 24



STAFFORD SPARTANS

CONFERENCE 4A | REGION 4 | DISTRICT 26 | RED & GOLD



David Montano
Head Coach

**Joe Sanchez,
Dwayne Thomas,
Ivana Ellas**
Assistant Coaches

ADMINISTRATION

Robert Bostic
Superintendent

Raymond Root
Principal

Ken Savanah
Athletic Director

#	ROSTER	CLASS	HT	POS
0	Braden East	Sr.	6-8	F
1	Maxwell Frels	Jr.	6-1	G
2	Michael Fontenot-Ross	Sr.	5-9	G
3	Caleb Sanders	Sr.	5-8	G
4	Roosevelt Hawkins	So.	5-8	G
5	D'Marion Ware	Jr.	6-1	G
10	Chase McKenzie	Sr.	5-8	G
11	Terrel Richardson	Jr.	5-10	G
13	Christian Chambers	So.	6-6	F
15	Patrick Taylor	Jr.	6-3	G/F
21	Trayvion Myers	Jr.	6-4	F
22	Shilo Kabanda	So.	6-0	G
23	Dame Salane	Sr.	6-11	F
24	Oluwanifemi Aderinto	Sr.	6-7	F
30	Dominic Young	So.	6-3	G/F
33	Landon Wallace	So.	6-4	F
35	Jacob Wiley	Jr.	6-3	G

Deriana Barnes.....Manager
Skylar Holt.....Manager
Sariah Thomas.....Manager
Bianca Allen.....Athletic Trainer
Cesar Portillo.....Athletic Trainer

Nhema Davis.....Student Trainer
Maleah Spencer.....Student Trainer
Emeri Moore.....Statistician
Londin Sinegal.....Statistician

SEASON RECORD | 35-6

Fort Bend Willowridge.....	72-38
Cypress Ranch.....	59-48
Humble Summer Creek.....	63-56
Richmond Foster.....	71-62
Needville.....	70-34
PSJA North.....	79-21
Edinburg.....	86-36
Rio Grande City.....	83-28
Edcouch-Elsa.....	97-34
Edinburg North.....	44-24
La Joya.....	67-34
Texas City.....	54-55
El Campo.....	58-41
Fort Bend Austin.....	75-72
Houston MacArthur.....	59-33
Fort Bend Marshall.....	43-56
Lamar Fulshear.....	41-43
La Marque.....	47-33
Richmond George Ranch.....	51-45
Cuero.....	83-37
El Paso Montwood.....	52-33
Buda Hays.....	58-47
Killeen Chaparral.....	74-41
Buda Johnson.....	63-59
Killeen Shoemaker.....	51-56
Freeport Brazosport.....	60-28
Alvin Iowa Colony.....	55-46
West Columbia Columbia.....	83-44
Sweeny.....	97-33
Bay City.....	68-19
La Marque.....	30-36
Freeport Brazosport.....	72-28
Alvin Iowa Colony.....	48-54
West Columbia Columbia.....	98-30
Sweeny.....	72-33
Bay City.....	84-20

PLAYOFF RESULTS

El Campo.....	62-41
Boerne.....	66-43
La Marque.....	44-29
Bishop.....	74-46
Alvin Iowa Colony.....	71-64

STATE APPEARANCES: 8

1991, 92*, 98, 2006, 09, 10, 20, 24



OAK CLIFF FAITH FAMILY ACADEMY EAGLES

CONFERENCE 4A | REGION 2 | DISTRICT 12 | BLUE, WHITE & GOLD



Brandon Thomas
Head Coach

**Jimmy Butler,
Corey Cornish,
Ryan Foppe,
Maurius Miles**
Assistant Coaches

#	ROSTER	CLASS	HT	POS
0	Lamont Hartfield	Jr.	6-5	G/F
1	Doryan Onwuchekwa	Sr.	6-11	F
2	Tony Dixon	Jr.	5-10	G
3	Jazz Henderson	Sr.	6-0	G
4	Elijah Yarbrough	Fr.	6-6	F
5	Tahsheim Gary	Jr.	6-1	G
10	Isaac Williams	Sr.	6-3	G
11	Maurius Miles Jr.	Fr.	6-0	G
12	Kingston Willis	So.	5-11	G
21	Jacob Walker	So.	6-1	G
22	Anthony Spencer	So.	6-7	F
23	D'Mari Devers	Jr.	6-5	F
25	Davion Adkins	So.	6-8	F

Mack Curtis.....Manager

Jordan WoodAthletic Trainer

ADMINISTRATION

Mollie Purcell
Superintendent

Veronica Fulton
Principal

Marcus Canonico
Athletic Director

SEASON RECORD | 23-11

Lewisville iSchool	54-57
Lancaster	62-61
Laredo Nixon	90-76
Cibolo Steele	58-47
El Paso Chapin	58-56
Austin Lake Travis.....	43-64
Montverde Academy (FL)	49-86
Fort Lauderdale Calvary Christian (FL)	79-82
Lincolnton Combine Academy (NC).....	46-40
Bartlett.....	39-51
Orlando Christian Prep. (FL).....	59-63
Miami Riviera Prep. (FL)	53-60
Santa Ana Mater Dei (CA)	49-70
Uplift North Hills Prep.	114-35
Uplift Hampton Prep.....	99-44
Seattle O'Dea (WA)	62-54
San Juan Capistrano JSerra Catholic (CA)	60-42
San Diego St. Augustine (CA)	75-55
Carlsbad (CA)	69-78
Uplift Summit International Prep.	79-15
Akron St. Vincent-St. Mary (OH).....	74-54
Garfield Heights (OH).....	67-68
Branson Link Academy (MO)	59-69
St. Louis Vashon (MO)	56-44
Uplift Summit International Prep.	84-28
Uplift Williams Prep.	74-16
Uplift North Hills Prep.	104-51
Uplift Hampton Prep.....	89-38
Uplift Williams Prep.....	48-12

PLAYOFF RESULTS

Aubrey	107-53
Fort Worth Dunbar	105-64
Frisco Panther Creek	88-46
Dallas Pinkston	84-61
Dallas Carter	76-48

STATE APPEARANCES: 6

2019*, 20, 21, 22*, 23*, 24



2023 - 2024 VARSITY VETERANS MEMORIAL

STUDIO BENTON
School Sports



SAN ANTONIO VETERANS MEMORIAL PATRIOTS

CONFERENCE 5A | REGION 4 | DISTRICT 26 | RED, WHITE & NAVY BLUE



Steve Perez
Head Coach

**Devonn Miller,
Brian Thomas,
Thomas Walker**
Assistant Coaches

ADMINISTRATION

Dr. Milton Fields III
Superintendent

Dr. Sue Arredondo
Principal

Triva Corrales
Athletic Director

#	ROSTER	CLASS	HT	POS
1	Damarion Dennis	Sr.	6-1	G
2	Devin McCloud	Sr.	6-2	G
3	Xavier Tuggle	Sr.	6-0	G
5	Zydon Clark	So.	6-5	F
10	Jordan Gatson	Sr.	6-1	G
11	DJ Jordan	So.	5-10	G
13	Zack Andrade	Sr.	5-11	G
20	Brandon Hailey	Fr.	5-10	G
21	Cristan Nieves	Sr.	5-10	G
22	Jamichael Moore	So.	6-4	F
23	Devon Ford	Jr.	6-0	G
24	Gervai Maeweathers	Sr.	6-3	G/F
25	Cristian Sanchez	Jr.	6-3	F
32	Joshua Neal	Jr.	6-5	F
35	Jionte Jones	Sr.	6-3	F

Matt Eagleson.....Manager
Julianna Ellis.....Manager

Sam Lawson.....Athletic Trainer
Amie Potter.....Athletic Trainer

SEASON RECORD | 40-1

San Antonio Jefferson.....	67-45
San Antonio Central Catholic.....	76-31
Tyler Legacy.....	70-54
San Antonio Churchill.....	66-36
San Antonio Reagan.....	54-41
Alvin Shadow Creek.....	52-51
Northside Harlan.....	67-55
Northside Harlan.....	40-50
San Antonio Antonian Prep.....	70-69
Northside Brandeis.....	70-53
Somerset.....	59-38
Laredo United.....	55-32
Crystal City.....	96-43
Laredo Martin.....	69-44
Laredo United South.....	51-49
San Antonio Madison.....	49-41
Del Rio.....	93-53
Laredo United South.....	61-45
San Antonio Cornerstone Christian.....	65-42
San Antonio Southside.....	72-46
Somerset.....	75-40
Castroville Medina Valley.....	80-33
Comal Pieper.....	64-39
Comal Smithson Valley.....	76-47
Seguin.....	90-59
San Antonio Wagner.....	45-42
Kerrville Tivy.....	66-44
Comal Canyon.....	73-51
Boerne Champion.....	41-31
Comal Pieper.....	47-32
Comal Smithson Valley.....	68-54
Seguin.....	70-58
San Antonio Wagner.....	44-40
Kerrville Tivy.....	84-71
Comal Canyon.....	64-34
Boerne Champion.....	54-29

PLAYOFF RESULTS

Leander.....	49-45
San Antonio Jefferson.....	59-33
Leander Rouse.....	59-53
Corpus Christi Veterans Memorial.....	60-49
Edinburg Vela.....	66-53

STATE APPEARANCES: 2

2023, 24



KILLEEN ELLISON EAGLES

CONFERENCE 5A | REGION 3 | DISTRICT 22 | FOREST GREEN & WHITE



Alberto Jones Jr.
Head Coach

**Chris Collins,
Anthony Gonzales,
Kelvin Polk**
Assistant Coaches

ADMINISTRATION

Dr. Jo Ann Fey
Superintendent

David Dominguez
Principal

Micah Wells
Athletic Director

#	ROSTER	CLASS	HT	POS
0	Jay-quan Gaines	Jr.	5-9	G
2	Darone Leakes	Jr.	5-10	G
3	Nasaun Parker	Sr.	6-6	G/F
4	Prince Hall	So.	6-2	F
5	Kris White	Sr.	6-5	G
10	Shaheim Bogues	Jr.	6-5	G
11	Sean Parks	So.	5-9	G
14	Jamaal Jenkins	Jr.	6-3	F
15	Marneko Thomas	Fr.	6-3	G/F
20	Jayden Harris	Jr.	5-9	G
21	Isaac Green	Jr.	6-8	F
23	Elijah Bass	So.	6-6	F
24	Ahziel McIver	Jr.	6-2	G
30	Nicholas Johnson	Jr.	5-7	G

Ashley Jorgensen.....Trainer
Lauren Harris.....Manager
Zovita Brikat.....Manager

Nyasia Hunt-Suluki.....Manager
S'renati Jackson.....Student Trainer
Breanna Luthro.....Student Trainer

SEASON RECORD | 34-5

Pflugerville Hendrickson	74-51
Austin Anderson	78-51
Copperas Cove	72-53
Bryan	75-45
Round Rock	74-51
Killeen Harker Heights	64-63
Arlington Bowie	72-50
Colleyville Heritage	55-56
Mansfield Legacy	62-58
Houston Westfield	70-44
El Paso Chapin	47-57
San Antonio Roosevelt	75-35
Manor	58-52
Coppell	57-52
Leander Glenn	60-62
Waco Midway	56-26
Belton	52-60
Austin Johnson	85-28
Corpus Christi Ray	75-36
Montgomery Lake Creek	88-44
Leander Glenn	63-50
Killeen Chaparral	83-39
Killeen Shoemaker	56-67
Killeen	73-51
Waco University	53-38
Waco	90-46
Lake Belton	96-48
Belton	63-39
Killeen Chaparral	63-52
Killeen Shoemaker	58-44
Killeen	86-51
Waco University	60-48
Waco	74-35
Lake Belton	88-53

PLAYOFF RESULTS

Brenham	82-50
Pflugerville Hendrickson	70-57
Belton	65-54
Port Arthur Memorial	72-39
Fort Bend Marshall	44-42

STATE APPEARANCES: 3

1992, 2023, 24



TO LET YOU KNOW WHERE'ER
 FOR BLACK AND GOLD WE'LL FI
 WE'LL SING YOUR WORTH O'ER
 THE EARTH
 OF SCHOOLS YOU ARE THE BE
 IN BOOKS OF FAME, WE'LL WRITE YO
 AHS!



AMARILLO GOLDEN SANDSTORM

CONFERENCE 5A | REGION 1 | DISTRICT 3 | BLACK & GOLD



Jason Pillion
 Head Coach

**Benji Hausen,
 Jacob Dawson,
 Rodd Watkins**
 Assistant Coaches

ADMINISTRATION

Doug Loomis
 Superintendent

Andrea Pfeifer
 Principal

Brad Thiessen
 Athletic Director

#	ROSTER	CLASS	HT	POS
0	Creed Barnes	Jr.	6-5	F
1	Antwan Jefferson	Jr.	5-5	G
2	Nicholas Williams	Sr.	5-5	G
3	Will Williams	Jr.	5-9	G
4	Joaquin Ortega	Jr.	6-1	G
5	Davis Sluder	Sr.	6-1	G
10	Bristol Von Netzer	Jr.	6-1	G
11	Christian Darnell	Sr.	6-4	F
14	Jett Walls	So.	5-7	G
15	Braden Hausen	Sr.	6-7	G
20	Zach Brown	Jr.	6-4	G
21	Tyler Smith	Sr.	6-8	F
22	Brodie Von Netzer	Jr.	6-1	G
23	TJ Brown	Sr.	6-5	F
24	Rylan Leathers	Sr.	6-1	G

Corbin Etheredge Manager
 Austin Hatter Manager
 Brayden Rickles Manager
 Josh Bowles Trainer
 Berklee Higgins Student Trainer
 Brooklyne Moorman... Student Trainer

Lori Pillion Statistician
 Stefanie Hausen Statistician
 Cooper Pillion Statistician
 Macy Dawson Statistician
 Bennett Hausen Manager
 Avery Pillion Manager

SEASON RECORD | 34-4

Abilene Wylie	66-31
Canyon	55-44
Northwest Nelson	55-47
Cleburne	58-33
Dallas Highland Park	47-38
McKinney	57-53
Austin Westlake	51-36
Dumas	67-36
Burleson	51-25
Canyon Randall	48-62
Little Elm	48-51
Arlington Seguin	66-36
Grapevine	67-25
Arlington Bowie	50-42
Plano West	56-38
Lubbock-Cooper	64-42
Perryton	65-29
Childress	60-30
Lubbock Monterey	68-55
Wylie	55-48
Beaumont United	57-61
Austin Lake Travis	30-47
San Antonio East Central	61-54
Lubbock Estacado	59-41
Midland Legacy	58-35
Amarillo Tascosa	69-53
Plainview	69-34
Amarillo Caprock	62-35
Amarillo Palo Duro	63-33
Amarillo Tascosa	68-47
Plainview	65-38
Amarillo Caprock	80-27
Amarillo Palo Duro	53-47

PLAYOFF RESULTS

Abilene Wylie	76-31
El Paso Ysleta	75-34
El Paso Andress	61-32
Mansfield Summit	56-35
El Paso Chapin	51-40

STATE APPEARANCES: 8

1943, 46, 47, 48, 86, 2014, 21, 24



LANCASTER TIGERS

CONFERENCE 5A | REGION 2 | DISTRICT 14 | BLACK, WHITE & ORANGE



Ferrin Douglas
Head Coach

**Ronnie Atkins,
Saidrick Jackson,
De'Aris Johnson,
Joseph Mayberry,
Donald Stroy**
Assistant Coaches

#	ROSTER	CLASS	HT	POS
0	Des'Meon Jones	Jr.	6-0	G
1	Deontrell Barrett	Sr.	6-1	G
2	Kardae Turner	Sr.	6-2	G
3	Jase Tarver	Jr.	6-4	F
4	Dillon Battie	Sr.	6-8	F
5	Mario Perry	Sr.	6-2	G
12	Dre'yon Thornton	Jr.	6-0	G
13	Kollin Douglas	So.	6-0	G
22	Damontrey Atkins	Sr.	5-7	G
23	Devon "Kobi" Pearson	Jr.	6-8	F
32	Kamaurie Turner	Jr.	6-4	G
33	Amari Reed	Jr.	6-9	F
44	Clyde'Darrious Hall	Sr.	5-11	G

Dominque Jackson Manager
Deon Barrett Manager
Cecil Oliver Manager

Eric Bolden Manager
Randall Frank Athletic Trainer

ADMINISTRATION

Dr. Katrise Perera
Superintendent

Kirsten Jett
Principal

Kendrick Brown
Athletic Director

SEASON RECORD | 28-5

Carrollton TA Christian	75-70
Oak Cliff Faith Family	61-62
DeSoto	46-36
Mansfield Summit.....	60-54
Bronx St. Raymond (NY).....	59-74
Humble Atascocita.....	73-77
Dallas Hutchins.....	72-37
Mansfield Legacy.....	63-50
Colleyville Heritage.....	65-44
Mansfield Lake Ridge.....	49-58
South Grand Prairie.....	45-47
Houston St. Thomas.....	63-49
Houston Bellaire.....	69-53
Waxahachie.....	77-57
Crandall.....	65-56
New Orleans Carver (LA).....	63-47
New Orleans Washington (LA).....	81-46
Red Oak.....	54-37
Ennis.....	110-45
Corsicana.....	103-38
Forney.....	109-51
Terrell.....	119-28
Crandall.....	82-47
Red Oak.....	69-42
Ennis.....	88-32
Corsicana.....	95-26
Forney.....	91-56
Terrell.....	118-32

PLAYOFF RESULTS

Lucas Lovejoy.....	45-30
Mount Pleasant.....	53-38
Nacogdoches.....	75-52
Frisco Lone Star.....	74-50
Lewisville The Colony.....	42-39

STATE APPEARANCES: 8

1964, 88, 95, 2010, 15', 16', 20, 24



PLANO EAST PANTHERS

CONFERENCE 6A | REGION 1 | DISTRICT 6 | BLACK & VEGAS GOLD



Matt Wester
Head Coach

**Michael Godwin,
Chad Evans,
Greg Thomas,
Jamie Smith**
Assistant Coaches

#	ROSTER	CLASS	HT	POS
0	DJ Hall	Jr.	6-7	F
1	Rachard Angton	Sr.	5-10	G
2	Narit Chotikavanic	Sr.	6-3	G
3	Isaiah Brewington	Sr.	5-9	G
4	Jordan Mizell	Sr.	6-2	G
5	Ethan Moss	Sr.	6-4	F
10	Xavier Miller	Sr.	6-2	G
11	Carter Buchanan	Sr.	6-2	G
12	Jon Tran	Sr.	6-3	G
13	Moustafa Aboulneel	So.	6-5	F
14	Seth Romero	Sr.	6-6	F
15	Izan Qazi	Jr.	6-4	F
20	Amanni Koustakis	Sr.	6-2	G
23	Chima Chineke	Sr.	6-6	F

Tiffany Phan.....Trainer
Shirley Abrego.....Trainer
Elle Madawi.....Trainer
Kinsley Slaughter.....Trainer

Kaylee Hatcher.....Manager
Gabby Clinger.....Manager
KJ Campbell.....Manager

ADMINISTRATION

Teresa Williams
Superintendent

David Jones
Principal

Jeff Smith
Athletic Director

SEASON RECORD | 38-0

Allen.....	80-70
Dallas Highland Park.....	70-54
ILTexas Arlington.....	92-37
Prosper Walnut Grove.....	60-45
Richardson Lake Highlands.....	62-47
Lewisville Hebron.....	70-53
Mount Pleasant.....	61-45
Garland Rowlett.....	89-45
Springdale.....	53-34
Waxahachie.....	81-50
McKinney Boyd.....	55-45
Rockwall.....	61-46
Putnam City West (OK).....	64-37
North Little Rock (AR).....	78-60
Fayetteville (AR).....	70-33
Lewisville Marcus.....	65-61
Lewisville.....	84-63
North Richland Hills Birdville.....	90-44
Leander Rouse.....	51-47
Arlington Martin.....	73-48
Round Rock Stony Point.....	55-50
Plano.....	68-53
Coppell.....	71-58
Plano West.....	88-61
Lewisville Hebron.....	68-43
Lewisville Flower Mound.....	74-23
Lewisville Marcus.....	77-47
Lewisville.....	62-59
Plano.....	61-50
Coppell.....	77-50
Plano West.....	77-58
Lewisville Hebron.....	63-55
Lewisville Flower Mound.....	95-29

PLAYOFF RESULTS

Prosper Rock Hill.....	88-51
Dallas Highland Park.....	74-45
Allen.....	79-52
Northwest Eaton.....	57-30
Keller.....	76-60

STATE APPEARANCES: 2

1994, 2024



MANSFIELD LAKE RIDGE EAGLES

CONFERENCE 6A | REGION 2 | DISTRICT 11 | DARK GREEN, BLACK & WHITE



Cornelius Mitchell
Head Coach

**Brian Blackburn,
Eric Hammond,
Deric Davis,
Steven Perry**
Assistant Coaches

ADMINISTRATION

Dr. Kimberly Cantu
Superintendent

Ashley Alloway
Principal

Jerod Womack
Athletic Director

#	ROSTER	CLASS	HT	POS
0	Kenny White	Sr.	6-3	F
3	Ehi Akharoh	Sr.	5-10	G
4	Amir McMillian	Sr.	6-0	G
5	Ahmare Rose	Sr.	6-5	F
10	Eze Nwakamma	Jr.	6-8	F
12	Abisayo Gbakinro	Jr.	6-2	F
14	Demarcus White	Sr.	6-4	F
20	Da'Sean Johnson	Jr.	6-3	G
22	Matthew Alexander	Sr.	6-1	G
24	Daelyn Lewis	Sr.	6-2	G
32	Shaqir Pack	Jr.	6-2	G
42	Carter Mitchell	Sr.	5-10	G
44	Jonthan Terrell	Sr.	5-11	G

Jordan Davis Manager
 Ajja Ziegler Manager
 Kimora Champagne Manager
 Jason Pierce Manager

Ely Novotny Student Trainer
 Kinsley Gibson Student Trainer
 Cody Purcell Trainer
 Brittney Williams Trainer

SEASON RECORD | 32-6

Dallas Wilson	79-60
Lewisville Hebron.....	61-50
Mesquite Horn	57-50
Irving Dynamic Prep.....	39-58
Dallas Pinkston	94-54
Killeen Harker Heights.....	57-50
Little Elm.....	74-64
Lancaster	58-49
Allen.....	68-77
Denton Ryan.....	62-46
Longview Pine Tree	84-34
Nacogdoches	54-42
Hudson.....	57-44
Lufkin	56-40
Grapevine.....	78-53
Duncanville.....	72-60
Rockwall.....	73-47
Austin Lake Travis.....	63-40
Beaumont United	55-56
Richardson	69-52
Mansfield.....	68-51
Dallas Skyline	81-42
DeSoto	63-60
Mansfield Legacy.....	70-54
Waxahachie	68-74
Cedar Hill	80-66
Duncanville.....	57-74
Mansfield	79-57
Dallas Skyline.....	72-45
DeSoto	78-57
Mansfield Legacy.....	81-69
Waxahachie	68-74
Cedar Hill	77-69

PLAYOFF RESULTS

Killeen Harker Heights.....	56-49
Wylie	55-37
Waxahachie	78-63
Cypress Ranch.....	67-56
Rockwall.....	48-39

STATE APPEARANCES: 1

2024



ROUND ROCK STONY POINT TIGERS

CONFERENCE 6A | REGION 4 | DISTRICT 25 | NAVY BLUE, GOLD & WHITE



Antoine Thompson
Head Coach

**Paul Buntyn,
John Hill,
Marcus Saunders**
Assistant Coaches

ADMINISTRATION

Hafedh Azaiez
Superintendent

Anthony Watson
Principal

Jeff Cheatham
Athletic Director

#	ROSTER	CLASS	HT	POS
1	Uzziah Buntyn	Jr.	6-0	G
2	Josiah Moseley	Sr.	6-8	G
3	Macharold Goodlet Jr.	Sr.	6-4	G
4	Alan Guyton Jr.	Sr.	5-6	G
5	Courtney Rattliffe	Jr.	5-9	G
10	Landon Short	Jr.	6-2	G
11	Jayden Cruz	Jr.	6-3	G
12	Damarion Elijah Clemons	Jr.	6-3	G
15	Pedro Gallardo	Jr.	5-10	G
20	Devin Lineberger	So.	6-4	F
21	Zedekiah Bradley	Jr.	6-2	G
22	Darius Hueitt	Jr.	6-0	G
23	Malachi John	So.	6-5	G
24	DaVaughn Hueitt	Jr.	6-9	G
32	Richard Claude	So.	5-10	G
35	Adonis Wright	Fr.	6-2	G

Tate Montgomery Manager
Makayla Spencer Manager
Brooke Kneper Athletic Trainer

DeVon Odems Statistician
Donald Dallas Statistician
Taylor Wallace Statistician

SEASON RECORD | 37-1

Austin Westlake	45-43
San Antonio Reagan	64-47
Duncanville	90-65
Allen	74-68
Goodyear Millennium (AZ)	82-69
Leander Rouse	59-56
Argyle	59-43
Dripping Springs	85-34
Buda Johnson	82-56
Austin Lake Travis	66-63
Pflugerville Weiss	64-48
Schertz Clemens	68-50
Hutto	75-38
New Braunfels	61-48
Leander Rouse	53-42
Austin Vandegrift	60-34
Round Rock	46-44
Coppell	67-49
Keller	80-73
South Grand Prairie	72-68
Plano East	50-55
Round Rock Cedar Ridge	72-43
Cedar Park Vista Ridge	78-43
Round Rock Westwood	65-47
Round Rock McNeil	101-53
Manor	72-56
Austin Vandegrift	69-41
Round Rock	56-51
Round Rock Cedar Ridge	50-48
Cedar Park Vista Ridge	73-36
Round Rock Westwood	66-54
Round Rock McNeil	101-75
Manor	91-58

PLAYOFF RESULTS

Austin Bowie	78-62
Converse Judson	88-61
Austin Westlake	49-35
Northside Brennan	69-68
Northside O'Connor	65-42

STATE APPEARANCES: 1

2024



BEAUMONT UNITED TIMBERWOLVES

CONFERENCE 6A | REGION 3 | DISTRICT 21 | MAROON & GOLD



David Green, Jr.
Head Coach

**Keithan Hancock,
Harvey Bobs,
David Green III,
Caleb Gilder,
Rickie Sadberry,
Julius Rattler,**
Assistant Coaches

ADMINISTRATION

Dr. Shannon Allen
Superintendent

Dr. Wiley Johnson III
Principal

Dr. Ron Jackson
Athletic Director

#	ROSTER	CLASS	HT	POS
0	Clarence Payia	Sr.	6-5	F
1	Daniel Williams	Sr.	6-4	G
2	Malachi Anderson	So.	6-4	F
3	Treyton Tillman	So.	5-10	G
4	Omar Guidry	Sr.	6-4	
5	Ashton Green	Jr.	5-8	G
10	Daryl Robinson	Sr.	5-9	G
11	Kayde Dotson	Sr.	6-2	G
12	De'leon Allen	Jr.	5-6	G
14	Markelle Moore	Jr.	5-11	G
15	Josiah Goree	So.	6-2	F
20	Caleb McCreary	So.	6-6	F
24	David Johnson	Sr.	6-5	F
34	Weston Davis	Sr.	6-5	F

Alicia Green Manager
 Jalayah Corbin Manager
 Faith Sarkodie Manager
 Lexcey Savoy Manager

Paris Young Manager
 Danae Tuhn Athletic Trainer
 Kenleigh Dairge Student Trainer

SEASON RECORD | 34-3

Houston Nimitz.....	83-60
Dallas Kimball.....	65-40
Nederland.....	78-34
Goose Creek Memorial.....	63-42
Houston Sharpstown.....	95-28
Fort Bend Willowridge.....	84-21
Goose Creek Memorial.....	94-31
Houston Nimitz.....	64-42
Cypress Springs.....	69-66
Lake Charles Hamilton Christian (LA).....	70-52
Lake Charles LaGrange (LA).....	67-33
Houston Marian.....	58-54
Silsbee.....	78-68
Humble Atascocita.....	65-85
New Orleans Newman (LA).....	55-47
Mesquite Horn.....	64-54
Amarillo.....	61-57
Mansfield Lake Ridge.....	56-55
Allen.....	70-62
Sheldon King.....	72-48
Humble Summer Creek.....	62-53
Beaumont West Brook.....	57-49
Humble.....	110-60
Galena Park North Shore.....	60-49
Humble Kingwood.....	54-36
Humble Atascocita.....	56-64
Sheldon King.....	53-62
Humble Summer Creek.....	75-52
Beaumont West Brook.....	84-50
Humble.....	96-50
Galena Park North Shore.....	76-54
Humble Kingwood.....	54-44

PLAYOFF RESULTS

Pasadena Dobie.....	80-55
Dickinson.....	72-42
Beaumont West Brook.....	73-70
Katy Seven Lakes.....	71-63
League City Clear Springs.....	49-48

STATE APPEARANCES: 4

2021, '22, '23, '24

UIL BOYS BASKETBALL STATE CHAMPIONS

1921	El Paso def. San Antonio..... 25-11	1952	4A Fort Worth Polytechnic def. Borger 56-51	1961	4A Houston Austin def. Amarillo Palo Duro 68-60
1922	Lindale def. El Paso 27-15 (Lindale DQ)	3A SA Alamo Heights def. Gladewater .49-45	2A Bowie def. Levelland 65-59	3A South San Antonio def. LC Clear Creek 67-54	
1923	Oak Cliff def. El Paso 17-15	1A Dimmitt def. Plano..... 62-40	B Dallardsville Big Sandy def. Laneville 62-41	2A Buna def. Dimmitt 60-36	
1924	Oak Cliff def. El Paso 29-18	D-I (4A/3A) SA Alamo Heights def. FW Polytechnic 54-46	D-II (2A/1A) Dimmitt def. Bowie..... 59-54	1A Simms Bowie def. Brownsboro 53-52	
1925	Beaumont def. San Antonio 14-12	D-III (B) Dallardsville Big Sandy def. Laneville 62-41	1953	4A Pampa def. Austin..... 61-47	B Frankston def. Hutto 60-44
1926	San Antonio Brackenridge def. Corsicana..... 29-23	1953	3A Beaumont South Park def. SA Edison 83-54	1962	4A Dallas Jefferson def. Houston Davis 69-46
1927	Athens def. Denton..... 23-14	2A Bowie def. Dumas 81-44	1A White Oak def. Denver City..... 69-53	3A Dumas def. Waxahachie 58-38	
1928	Austin def. Temple..... 33-13 (Austin DQ)	B Cayuga def. Dallardsville Big Sandy 66-50	1954	2A Buna def. Jacksboro 49-30	
1929	Athens def. Denton..... 22-11	1954	4A Pampa def. Dallas Crozier Technical 47-44	1A White Deer def. Woodsboro 59-39	
1930	Denton def. Estelline..... 30-11	3A SA Alamo Heights def. Galena Park 67-60	2A Bowie def. Houston Spring Branch 70-40	B Huntington def. Roxton 60-56	
1931	Athens def. Houston San Jacinto... 25-22	2A Sweeny def. Sundown 92-67	1A White Oak def. Denver City..... 69-53	1963	4A San Angelo def. Houston Spring Branch..... 62-49
1932	Temple def. Houston San Jacinto... 30-23	B Cayuga def. Dallardsville Big Sandy 66-50	B Cayuga def. Dallardsville Big Sandy 66-50	3A LC Clear Creek def. Seminole..... 62-57	
1933	Athens def. Houston Jeff Davis..... 36-20	1955	4A Dallas Crozier Technical def. Waco. 59-57	2A Buna def. Canyon 47-41	
1934	Athens def. Lamesa 28-22	3A Victoria def. Beaumont French 60-51	2A Seminole def. San Marcos 50-49	1A West Sabine def. Woodsboro 66-51	
1935	Denton def. Lamesa 38-23	2A Jacksonville def. Phillips 70-68	1A Buna def. Dickinson 58-49	B McAdoo def. Nocona Prairie Valley .53-35	
1936	Cushing def. El Paso 33-29	1A Buna def. Dickinson 58-49	B Avoca def. Da. Big Sandy 47-41	1964	4A Houston Austin def. Adamson 50-42
1937	Carey def. Gober 26-18	1956	4A Laredo def. North Dallas 65-54	3A Graham def. LC Clear Creek 60-50	
1938	Woodrow Wilson def. Abilene 41-27	3A Amarillo Palo Duro def. Beaumont French 59-51	2A Jacksonville def. Phillips 70-68	2A Canyon def. Lancaster 52-51 (OT)	
1939	Livingston def. San Antonio Lanier. 37-35	2A Jacksonville def. Phillips 70-68	1A Buna def. Troup 52-42	1A Talco def. Henrietta Midway..... 75-60	
1940	San Marcos def. El Paso 22-21	1A Buna def. Troup 52-42	B Pollok Central def. Krum..... 74-68	B McAdoo def. Hutto 66-65	
1941	El Paso def. Abilene..... 27-20	1957	4A Port Arthur def. Pampa 67-51	1965	4A Houston Jones def. Dallas Jefferson 64-59
1942	2A Houston Davis def. Lufkin 55-35	3A Houston Smiley def. Pecos 52-35	2A Buna def. Seminole 74-45	3A San Marcos def. Waxahachie..... 87-63	
1A Van def. Nederland..... 35-27	1A Buna def. Troup 52-42	2A White Oak def. McGregor..... 66-51	B Dallasville Big Sandy def. Meadows..... 80-59	2A FW Lake Worth def. Port Arthur Austin..... 60-49	
B Slidell def. Fayetteville..... 32-22	B Pollok Central def. Krum..... 74-68	B Dallasville Big Sandy def. Meadows..... 80-59	1A West Sabine def. Woodsboro 51-48	B Snook def. Deweyville 48-44	
1943	2A Houston Davis def. Austin..... 40-27	1958	4A Pampa def. Port Arthur 48-47	1966	4A Houston Memorial def. Samuell..... 73-68
1A San Antonio Lanier def. Beaumont French 30-18	3A Waxahachie def. South San Antonio..... 77-63	3A Waxahachie def. South San Antonio..... 77-63	2A Belton def. New London..... 58-56 (2OT)	3A San Antonio Marshall def. LC Clear Creek 64-60 (OT)	
B Slidell def. Sidney 36-23	1A Simms Bowie def. Brownsboro..... 48-47 (OT)	2A Belton def. New London..... 58-56 (2OT)	1A Buna def. Troup 52-42	2A Fort Worth Lake Worth def. Crane 60-42	
1944	2A Sunset def. Childress 29-20	B Blossom def. Dallardsville Big Sandy 67-61	B Pollok Central def. Krum..... 74-68	1A Gruver def. Honey Grove..... 63-62	
1A Nocona def. Mount Vernon..... 33-22	1959	4A Pampa def. Dallas Jefferson 65-52	1A Buna def. Troup 52-42	B Snook def. Channing 64-40	
B Prairie Lea def. Blossom..... 30-26	3A Houston Smiley def. Hereford 58-42	3A Houston Smiley def. Hereford 58-42	1A Huntington def. Plains 63-43	1967	
1945	2A Fort Worth Paschal def. Lufkin 43-29	2A Buna def. Bowie 53-48	B Henrietta Midway def. Kyle 65-58	4A San Antonio Lee def. Houston Memorial 70-69	
1A San Antonio Lanier def. Quitman... 30-24	1A Huntington def. Plains 63-43	1A Huntington def. Plains 63-43	1968	3A Lamesa def. San Antonio Southside 60-56	
B Prairie Lea def. Mount Enterprise... 35-33	B Blossom def. Dallardsville Big Sandy 67-61	B Blossom def. Dallardsville Big Sandy 67-61	2A Sour Lake Hardin-Jefferson def. Dimmitt..... 59-51	4A Houston Wheatley def. Dallas Jefferson 85-80 (OT)	
1946	2A Dallas Crozier Technical def. Houston Davis 32-28	1960	4A Beaumont South Park def. Austin ... 41-36	3A Lake Highlands def. Lubbock Dunbar 51-49	
1A Pasadena def. Levelland..... 50-35	3A Lamesa def. South San Antonio 56-54	3A Lamesa def. South San Antonio 56-54	2A Linden-Kildare def. Dimmitt..... 52-44	2A Kirbyville def. Mexia..... 57-52	
B Stratford def. Perrin..... 29-18	2A Linden-Kildare def. Dimmitt..... 52-44	2A Linden-Kildare def. Dimmitt..... 52-44	1A Huntington def. Sunray 61-46	1A Aspermont def. Louise 52-50	
1947	2A El Paso def. San Antonio Jefferson. 27-22	1A Huntington def. Sunray 61-46	B McAdoo def. Henrietta Midway 58-42	B Kennard def. Friendswood..... 64-49	
1A East Mountain def. Bowie 35-22	1961	1960	4A Beaumont South Park def. Austin ... 41-36	1969	
B Johnson City def. Marfa 16-14	3A Lamesa def. South San Antonio 56-54	3A Lamesa def. South San Antonio 56-54	2A FW Kirkpatrick def. Spring Klein... 63-54	4A Houston Wheatley def. Houston Memorial 52-47	
1948	2A Dallas Crozier Technical def. Lufkin 29-28	2A Linden-Kildare def. Dimmitt..... 52-44	1A Friendswood def. West Sabine..... 51-49	3A Kerrville Tivy def. Perryton 55-54	
1A Mount Vernon def. East Mountain.. 44-43	1A Huntington def. Sunray 61-46	1A Huntington def. Sunray 61-46	B Snook def. Brookeland 50-41	2A FW Kirkpatrick def. Spring Klein... 63-54	
B Maydelle def. Johnson City 35-22	B McAdoo def. Henrietta Midway 58-42	B McAdoo def. Henrietta Midway 58-42	1A Friendswood def. West Sabine..... 51-49	B Snook def. Brookeland 50-41	
1949	2A Texas City def. Brownwood..... 30-28	1962	4A Houston Wheatley def. Dallas Jefferson 85-80 (OT)		
1A Memphis def. Beaumont French 27-25	3A Lake Highlands def. Lubbock Dunbar 51-49	3A Lake Highlands def. Lubbock Dunbar 51-49			
B Martin's Mill def. Big Sandy 39-33	2A Kirbyville def. Mexia..... 57-52	2A Kirbyville def. Mexia..... 57-52			
City Fort Worth Paschal def. Houston Milby..... 41-40	1A Aspermont def. Louise 52-50	1A Aspermont def. Louise 52-50			
1950	2A Corpus Christi def. Vernon..... 40-34	B Kennard def. Friendswood..... 64-49			
1A Canyon def. South San Antonio 49-25	1963	4A Houston Wheatley def. Houston Memorial 52-47			
B Gruver def. Woelder..... 43-34	3A Kerrville Tivy def. Perryton 55-54	3A Kerrville Tivy def. Perryton 55-54			
City Houston Milby def. Dallas Crozier Tech..... 40-39	2A FW Kirkpatrick def. Spring Klein... 63-54	2A FW Kirkpatrick def. Spring Klein... 63-54			
1951	2A Lubbock def. Austin..... 44-43	1A Friendswood def. West Sabine..... 51-49			
1A Bowie def. Brenham 54-34	B Snook def. Brookeland 50-41	B Snook def. Brookeland 50-41			
B Cayuga def. Big Sandy 44-38					
City Houston Lamar def. SA Alamo Heights..... 78-52					

UIL BOYS BASKETBALL STATE CHAMPIONS

1970	4A Houston Wheatley def. Carrollton Turner 108-80	1980	4A Houston Kashmere def. Plano 70-69	1990	5A Dallas Kimball def. Hou. Clear Lake 59-56
	3A Kerrville Tivy def. Houston Cypress-Fairbanks 81-68		3A Beaumont Hebert def. Snyder 88-53		4A Dallas Lincoln def. Boerne 87-77
	2A Kountze def. Taft 75-73		2A Abernathy def. Boling 64-58		3A Navasota def. Lamesa 71-54
	1A Kennard def. Clarendon 72-64		1A Gladewater Sabine def. Bartlett 69-68		2A Ingram Moore def. Troup 73-72
	B Chester def. Henrietta Midway 75-53		B Snook def. Petty West Lamar 59-58		1A Santo def. Moulton 67-64
1971	4A Houston Cypress-Fairbanks def. Houston Wheatley 70-58	1981	5A Port Arthur Lincoln def. SA Marshall 92-84	1991	5A Duncanville def. San Antonio Jay ... 65-38
	3A Dumas def. Fort Worth Como 65-59		4A Beaumont Hebert def. Canyon 59-57		4A Port Arthur Lincoln def. SA Alamo Heights 77-68
	2A Hughes Spring def. Friendswood ... 64-60		3A Altair Rice def. Paris North Lamar ... 56-52		3A Sour Lake Hardin-Jefferson def. Clarksville 75-68
	1A Van Horn def. Pottsboro 68-67		2A Gladewater Sabine def. Shallowater 62-42		2A Abernathy def. Troup 55-46
	B Krum def. Snook 52-51		1A Snook def. Henrietta Midway 41-33		1A Moulton def. Bronte 53-44
1972	4A Dallas Roosevelt def. San Antonio Jefferson 68-63	1982	5A SA Churchill def. Galveston Ball 75-74	1992	5A Longview def. Victoria 71-67
	3A Odessa Ector def. Henderson 71-64		4A Beaumont Hebert def. Waxahachie. 76-71		4A Dallas South Oak Cliff def. Georgetown 73-60
	2A Morton def. Whitehouse 62-59		3A Dimmitt def. Linden Kildare 60-59		3A Stafford def. Groesbeck 73-72
	1A Pottsboro def. Garrison 61-60		2A Shelbyville def. Nixon 46-39		2A Troup def. Krum 60-40
	B La Poynor def. Snook 53-44		1A Snook def. Midland Greenwood 52-45		1A Laneville def. Petersburg 51-49
1973	4A Houston Wheatley def. Midland 84-78	1983	5A Bryan def. Fort. Worth Paschal 71-54	1993	5A FW Dunbar def. Converse Judson .. 74-64
	3A Longview Pine Tree def. Lamesa 45-38		4A Waxahachie def. Borger 79-66		4A Dallas Lincoln def. Port Arthur Lincoln 46-45
	2A San Augustine def. Grand Saline ... 60-58		3A Dimmitt def. Van Vleck 81-54		3A Southlake Carroll def. Ferris 66-56
	1A Kennard def. Petrolia 77-67		2A Morton def. Bartlett 91-69		2A Troup def. Amarillo Highland Park. 69-49
	B La Poynor def. Brock 72-52		1A Snook def. Nacogdoches Central Heights 76-40		1A Laneville def. Brock 77-68
1974	4A Houston Kashmere def. Dallas South Oak Cliff 91-87	1984	5A Bryan def. Houston Memorial 68-56	1994	5A Sugar Land Willowridge def. Plano East 50-44
	3A Gonzales def. Crosby 77-62		4A Port Arthur Lincoln def. CC Flour Bluff 61-52		4A Plainview def. Austin Anderson 54-52
	2A Bowie def. Friona 76-66		3A New Boston def. Sour Lake Hardin-Jefferson 76-65		3A Ferris def. Littlefield 84-66
	1A Huntington def. Snook 41-39		2A Shelbyville def. Somerville 73-67		2A Krum def. Troup 56-45
	B Huckabay def. La Poynor 49-48		1A Snook def. Nazareth 39-30		1A Lipan def. Nazareth 62-60
1975	4A Houston Kashmere def. FW Paschal 60-58	1985	5A Houston Madison def. Conroe 86-69	1995	5A SA East Central def. Dallas Carter. 108-86
	3A Lamesa def. South Grand Prairie ... 59-55		4A Bay City def. Lamesa 65-63		4A PA Lincoln def. Austin Anderson 57-56 (OT)
	2A Dimmitt def. Van Vleck 49-43		3A Sweeny def. Brownsboro 55-43		3A Clarksville def. Madisonville 87-69
	1A Brookshire Royal def. Whitewright. 62-57		2A Grapeland def. Morton 63-56		2A La Poynor def. Maypearl 60-56
	B La Poynor def. Spade 52-42		1A La Poynor def. Nazareth 47-41		1A Sudan def. Calvert 74-71
1976	4A El Paso Eastwood def. Tyler 74-62	1986	5A Amarillo def. Kimball 68-63	1996	5A Dallas Kimball def. Euless Trinity ... 72-64
	3A Odessa Ector def. Waxahachie 78-75		4A Port Arthur Lincoln def. Mansfield .55-39		4A Pampa Arthur def. Madison 82-68
	2A Mart def. Moulton 57-52		3A Cleveland def. Dimmitt 57-56		3A Sinton def. Graham 66-59
	1A Broadadd def. Crowell 82-46		2A Morton def. Dripping Springs 73-59		2A Krum def. Winnie East Chambers .53-39
	B Richards def. Brookeland 57-47		1A Nazareth def. Archer City 53-49		1A Avinger def. Anderson-Shiro 51-48
1977	4A Dallas South Oak Cliff def. FW Dunbar 78-71	1987	5A La Porte def. San Antonio Holmes . 64-58	1997	5A Dallas Kimball def. Galena Park North Shore 64-53
	3A Daingerfield def. Borger 72-68		4A Hillcrest def. Cleburne 54-42		4A SA Fox Tech def. Dallas Lincoln 68-59
	2A Morton def. Kountze 63-60		3A Sweeny def. Hughes Springs 66-64		3A Madison def. Tulia 64-58
	1A Broadadd def. Whitewright 84-71		2A Morton def. Liberty Hill 84-72		2A Italy def. Industrial 71-63
	B Avinger def. Hedley 68-62		1A Paducah def. Bronte 71-39		1A Wortham def. Nazareth 50-42
1978	4A Houston Wheatley def. SA Fox Tech 84-83 (OT)	1988	5A Houston Sam Houston def. FW Dunbar 73-68	1998	5A Midland def. San Antonio Taft 63-51
	3A Huntsville def. Mineral Wells 55-49		4A Port Arthur Lincoln def. Wichita Falls Hirschi 66-59		4A Houston Waltrip def. Highland Park 67-60
	2A Whitehouse def. Dimmitt 60-59		3A Sweeny def. Corpus Christi West Oso 59-50		3A Clarksville def. Crockett 90-83
	1A Snook def. Coppell 63-62		2A Archer City def. Liberty Hill 80-69		2A Krum def. Little River Academy 64-52
	B Krum def. Avinger 69-68		1A Paducah def. Livingston Big Sandy 99-61		1A Moulton def. Goodrich 67-44
1979	4A Lufkin def. Fort Worth Dunbar 75-74	1989	5A Hou. Clear Lake def. San Antonio Jay 86-69	1999	5A Duncanville def. Dallas Kimball 78-61
	3A Huntsville def. Mineral Wells 48-45		4A Port Arthur Lincoln def. Austin Travis 86-72		4A Crowley def. Port Arthur Lincoln ... 60-51
	2A Seminole def. Altair Rice 47-42		3A San Antonio Cole def. Clarksville .. 66-60		3A Mexia def. Seminole 77-71 (OT)
	1A Vega def. La Poynor 52-44		2A Edgewood def. Tidehaven 48-46		2A Peaster def. Wellington 66-62
	B Snook def. Krum 57-56		1A Ladonia Fannindel def. Moulton 75-58		1A Moulton def. Brookeland 54-49

UIL BOYS BASKETBALL STATE CHAMPIONS

2000	5A Sugar Land Willowridge def. Klein Forest 59-52	4A Denton Ryan def. Dallas Madison .. 80-69	3A Waco La Vega def. Gainesville 60-47	2A Peaster def. Van Vleck..... 67-58	1A Brookeland def. Moulton 63-53
2001	5A Sugar Land Willowridge def. Bryan..... 65-58	4A Beaumont Ozen def. SA Lanier..... 58-42	3A Mexia def. Corpus Christi West Oso 74-49	2A Ponder def. Danbury..... 50-49	1A DI Evadale def. Stratford..... 61-47
	1A DII Goodrich def. Nazareth..... 62-51	Texas Cup Evadale def. Goodrich..... 66-60			
2002	5A San Antonio Jay def. Dallas Kimball 54-53	4A Lincoln def. Beaumont Ozen..... 71-51	3A Gainesville def. Kountze..... 79-62	2A Little River Academy def. Frankston..... 49-48	1A DI Brock def. Kennard..... 76-59
	1A DII Nazareth def. Goodrich..... 61-58	Texas Cup Brock def. Nazareth..... 70-50			
2003	5A DeSoto def. Corpus Christi Ray..... 94-73	4A FW Dunbar def. Beaumont Ozen... 66-54	3A Everman def. Tatum..... 72-44	2A Brock def. Hitchcock..... 81-52	1A DI Tenaha def. Lipan 72-55
	1A DII Nazareth def. Oakwood... 69-60 (OT)	Texas Cup Nazareth def. Tenaha 51-47			
2004	5A Houston Milby def. Cedar Hill 72-67	4A Houston Jones def. Lincoln..... 63-61	3A Kountze def. Midland Greenwood... 73-54	2A Shallowater def. Argyle 47-45 (OT)	1A DI Normangee def. Morton ... 53-51 (OT)
	1A DII Lenora Grady def. Neches..... 55-49	Texas Cup Normangee def. Lenora Grady. 50-37			
2005	5A Humble Kingwood def. DeSoto 54-52	4A San Antonio Houston def. Dallas South Oak Cliff ... 2-0 (forfeit)	3A Van def. Graham 62-41	2A Kountze def. Tuscola Jim Ned..... 77-64	1A DI Morton def. Snook..... 66-38
	1A DII Lipan def. Paducah 58-49	Texas Cup Morton def. Lipan 69-53			
2006	5A Plano def. Humble Kingwood. 60-58 (OT)	4A Fort Worth Dunbar def. Dallas South Oak Cliff ... 2-0 (forfeit)	3A Dallas Roosevelt def. Carrollton Ranchview 61-46	2A Arp def. Ponder..... 65-49	1A DI Bogata Rivercrest def. Gruver ... 57-49
	1A DII Nazareth def. Lipan..... 53-48				
2007	5A Duncanville def. Humble Kingwood..... 60-46	4A Dallas South Oak Cliff def. Beaumont Ozen..... 54-42	3A Sour Lake Hardin-Jefferson def. Abilene Wylie 56-44	2A Kountze def. Shallowater..... 71-57	1A DI Thorndale def. Martin's Mill..... 39-37
	1A DII Nazareth def. Laneville..... 52-43				
2008	5A North Crowley def. Fort Bend Dulles..... 73-67	4A Dallas South Oak Cliff def. Fort Worth Southwest..... 80-77	3A Kennedale def. Burkburnett... 61-59 (OT)	2A Ponder def. Jim Ned..... 72-51	1A DI Thorndale def. Big Sandy 53-42
	1A DII Laneville def. Goodrich..... 56-50				
2009	5A DeSoto def. Cedar Hill 59-47	4A Houston Yates def. Dallas Kimball .. 94-78	3A Dallas Madison def. Lubbock Estacado..... 68-66 (OT)	2A Ponder def. New Waverly..... 51-39	1A DI Elkhart Slocum def. Nazareth... 45-27
	1A DII Roscoe def. Plains..... 52-48				
2010	5A Fort Bend Bush def. Garland Lakeview Centennial 65-58	4A Houston Yates def. Lancaster..... 92-73	3A Lubbock Estacado def. Dallas Madison..... 69-63	2A Ponder def. Idalou 66-40	1A DI Cayuga def. Bronte..... 66-60
	1A DII Nazareth def. Lenora Grady 52-43				
2011	5A Lewisville Marcus def. Garland Lakeview Centennial... 40-38	4A Dallas Kimball def. La Marque 78-64	3A Corpus Christi West Oso def. Burkburnett 61-57	2A Idalou def. Tatum..... 55-54	1A DI Clyde Eula def. Tenaha 64-49
	1A DII Paducah def. Bronte..... 45-30				
2012	5A Lewisville Marcus def. Fort Bend Travis..... 56-52	4A Dallas Kimball def. Houston Yates .. 78-75	3A Argyle def. Courpus Christi Miller... 44-33	2A White Oak def. Brock 61-53	1A DI Clarksville def. Mumford 65-47
	1A DII Calvert def. Graford 63-37				
2013	5A Fort Bend Travis def. South Grand Prairie..... 46-38	4A Rosenberg Terry def. Dallas Kimball 55-47	3A Houston Yates def. Dallas Madison..... 2-0 (forfeit)	2A White Oak def. Brock 56-54	1A DI Dallas Triple A Academy def. Mumford..... 80-54
	1A DII Roxton def. Douglass 60-54				
2014	5A Galena Park North Shore def. Converse Judson 57-45	4A Dallas Kimball def. Amarillo 52-37	3A Houston Yates def. Dallas Madison..... 2-0 (forfeit)	2A Ponder def. Tatum..... 66-56	1A DI Water Valley def. Laneville..... 68-44
	1A DII Mumford def. Muenster 64-57				
2015	6A Plano West def. Houston Clear Lake..... 56-54	5A Lancaster def. Beaumont Ozen..... 59-57	4A Bridgeport def. Houston Sterling... 83-53	3A Brock def. Universal City Randolph 37-32	2A Canadian def. Dallardsville Big Sandy 68-60
	1A Texline def. Lenora Grady 76-55				
2016	6A DeSoto def. Humble Atascocita 73-54	5A Lancaster def. Fort Bend Elkins 67-64	4A Dallas Lincoln def. Silsbee 75-72	3A Brownfield def. Winnie East Chambers..... 80-54	2A Canadian def. Muenster 54-46
	1A Avinger def. Lenora Grady 50-36				
2017	6A Cypress Falls def. San Antonio Wagner 63-57	5A Mansfield Timberview def. Fort Bend Marshall 74-66	4A Silsbee def. Freeport Brazosport... 89-83	3A Dallas Madison def. Brock..... 42-36	2A Muenster def. Clarendon..... 73-45
	1A Lipan def. Happy..... 46-43				
2018	6A Allen def. Katy Tompkins 49-47 OT	5A Port Arthur Memorial def. Northwest..... 75-69	4A Silsbee def. Dallas Carter 104-101	3A Bowie def. Mount Vernon 32-28	2A Stinnett West Texas def. Thorndale 61-55
	1A Lipan def. Nazareth 49-42				
2019	6A Duncanville def. Klein Forest 73-69	5A Mansfield Timberview def. San Antonio Wagner 77-64	4A Oak Cliff Faith Family Academy def. Liberty Hill..... 53-51	3A Dallas Madison def. Brock 49-48	2A Shelbyville def. Gruver 67-48
	1A Slidell def. Jayton 49-36				
2020	Canceled due to pandemic				
2021	6A Duncanville def. Austin Westlake .. 66-53	5A Beaumont United def. Dallas Kimball..... 71-70 (OT)	4A Argyle def. Huffman Hargrave 49-30	3A San Antonio Cole def. Tatum 77-60	2A Clarendon def. Grapeland 64-60
	1A Texline def. Slidell..... 54-53				
2022	6A McKinney def. Duncanville... 2-0 (Forfeit)	5A Beaumont United def. Mansfield Timberview 62-57	4A Oak Cliff Faith Family Academy def. Wichita Falls Hirschi..... 76-50	3A Dallas Madison def. San Antonio Cole..... 53-51	2A Clarendon def. Lipan..... 65-51
	1A Graford def. Texline..... 42-39				
2023	6A Richardson Lake Highlands def. Beaumont United..... 55-44	5A Dallas Kimball def. Killeen Ellison... 69-48	4A Oak Cliff Faith Family Academy def. Houston Washington 70-56	3A Hitchcock def. Childress 68-45	2A Lipan def. La Rue La Poyner..... 50-46
	1A Graford def. Jayton 49-44 (OT)				

PVIL BOYS BASKETBALL STATE CHAMPIONS

1940 4A Houston Yates def. Houston Wheatley 32-19	1955 3A Houston Wheatley def. Houston Yates 58-45	1963 4A Fort Worth Terrell def. Galveston Central..... 87-83 (2 OT)
1941 4A Dallas Washington def. Houston Wheatley 26-25	2A Victoria Goss def. Odessa Blackshear..... 71-48	3A Carthage Turner def. Bryan Kemp .. 68-48
1942 4A Houston Wheatley def. Houston Yates 31-30	1A Palestine Green Bay def. Daingerfield Rhoads 64-48	2A Midland Carver def. Fairfield Dogan 47-36
1943 4A Houston Yates def. Beaumont Hebert 35-15	B Cushing Mt. Grove def. Detroit 60-52	1A Kirbyville West def. Smithville Brown 64-45
1944 4A Galveston Central def. Lincoln 40-29	1956 4A Port Arthur Lincoln def. Galveston Central..... 76-64	B Leona Washington-Perkins def. Italy 75-58
1945 4A Houston Yates def. Beaumont Hebert 42-16	3A Orange Wallace def. Lufkin Dunbar 49-46	1964 4A Beaumont Pollard def. Houston Kashmere 58-55
1946 4A Houston Washington def. Galveston Central..... 40-31	1A Rockdale Aycock def. Daingerfield Rhoads 53-51	3A Fort Worth Kirkpatrick def. Galena Park Fidelity Manor..... 65-61
1947 4A Houston Yates def. Beaumont Hebert 40-33	B Tenaha def. Pineland Bryant 52-51	2A Daingerfield Rhoads def. Midland Carver..... 57-55
1948 4A Houston Wheatley def. Lincoln..... 46-26	1957 4A Fort Worth Terrell def. Houston Wheatley 73-69	1A Commerce Norris def. La Rue Central..... 51-46
1A West Columbia Brown def. Hallsville Gailee 65-42	3A Lubbock Dunbar def. Baytown Carver 98-79	B Paducah... (no opponent/score reported)
1949 4A Houston Yates def. SA Wheatley..... (score not reported)	1A Woodville Scott def. Fairfield Dogan..... 75-54	1965 4A Fort Worth Terrell def. Houston Worthing 81-80
1A Arp Industrial def. Wharton 59-38	B Panhandle Douglasville def. Normangee Woodson 69-55	3A Lubbock Dunbar def. Carthage Turner 82-66
1950 4A Houston Wheatley def. Houston Yates 54-47	1958 4A Houston Wheatley def. Beaumont Hebert 63-39	2A Fairbanks Carverdale def. Grand Prairie Dalworth 75-72
1A West Columbia Brown def. Hallsville Gailee 72-34	3A Temple Dunbar def. Aldine Carver.. 66-45	1A Arp Industrial def. Sweeny Carver... 63-38
1951 4A Houston Wheatley def. Austin Anderson 61-51	1A Woodville Scott def. Fairfield Dogan..... 67-40	B Normangee Woodson def. Coleman..... 58-56
1A Huntsville Sam Houston def. Atlanta Pruitt 58-56	B Crane Bethune def. Tyler Slaton..... 74-59	1966 4A Houston Wheatley def. Fort Worth Terrell..... 87-74
1952 4A Houston Wheatley def. Houston Washington 56-50	1959 4A Houston Wheatley def. Dallas Madison..... 70-55	3A Galena Park Fidelity Manor def. Bryan Kemp 61-45
1A West Columbia Brown def. Livingston Dunbar ... (score not reported)	3A Navasota Carver def. Amarillo Carver 66-58	2A Fairbanks Carverdale def. Gilmer Valley View 70-67
1953 4A Houston Wheatley def. Fort Worth Terrell 62-43	1A Center Daniels def. Linden Fairview ... (no score reported)	1A Center Daniels def. Taylor Hughes (no score reported)
3A Lubbock Dunbar def. Odessa Blackshear..... 67-55	B Colorado City (no opponent/score reported)	B Colorado City Wallace def. Jewett Carver 60-45
1A Center Daniels def. Palestine Green Bay 55-33	1960 4A Houston Kashmere and Dallas Madison..... (co-champions)	1967 4A Fort Worth Terrell def. Houston Yates 92-67
B Pineland Bryant def. Malakoff Lincoln..... 65-40	3A Lubbock Dunbar def. Houston Elmore..... 74-71	3A Fort Worth Kirkpatrick def. Galena Park Fidelity Manor..... 68-66
1954 4A Houston Wheatley def. Beaumont Charlton 63-47	1A College Station Lincoln def. Ladonia Clark..... 69-56	2A San Augustine Lincoln def. Mexia Dunbar 87-77
3A Paris Gibbons def. Odessa Blackshear..... 62-60	B Colorado City def. Kirbyville Walnut Hill..... (no score reported)	1A Mt. Enterprise Concord def. Kirbyville..... 61-39
1A Palestine Green Bay def. Stanton ... 80-48	1961 4A Houston Wheatley def. Dallas Madison..... 98-48	1968 3A Tyler Emmett Scott def. Carthage Turner 114-90
B Malakoff Lincoln def. Plainview..... 61-49	3A Fort Worth Kirkpatrick def. Soloman Coles..... 67-45	2A Crockett Bunche def. Texarkana Macedonia 67-62
1955 4A Houston Wheatley def. Houston Washington 56-50	2A Galena Park Fidelity Manor def. Daingerfield Rhoads 63-48	1A Center East Liberty def. Mount Enterprise Concord..... 67-56
1A West Columbia Brown def. Livingston Dunbar ... (score not reported)	1A Prairie View def. Neches Clemons .. 75-48	1969 3A Jacksonville Douglas def. Crockett Bunche 69-45
1953 4A Houston Wheatley def. Fort Worth Terrell 62-43	B Crane Bethune def. Munday Dunbar 63-56	1A Carverdale Houston def. Madisonville Anderson 78-66
3A Lubbock Dunbar def. Odessa Blackshear..... 67-55	1962 4A Houston Worthing def. Dallas Madison..... 62-56 (OT)	1970 3A Jacksonville Douglas def. Kilgore Dansby 88-69
1A Center Daniels def. Palestine Green Bay 55-33	3A Fort Worth Como def. Carthage Turner 75-56	
B Pineland Bryant def. Malakoff Lincoln..... 65-40	2A Lubbock Dunbar def. Galena Park Fidelity Manor..... 63-52	
1954 4A Houston Wheatley def. Beaumont Charlton 63-47	1A Col. City Wallace def. Brucesville Sunset..... 70-56	
3A Paris Gibbons def. Odessa Blackshear..... 62-60	B Crane Bethune def. Buffalo Bennett..... 90-64	
1A Palestine Green Bay def. Stanton ... 80-48		
B Malakoff Lincoln def. Plainview..... 61-49		

MOST STATE APPEARANCES

Minimum 10 state tournament appearances

*Indicates championship | **Denotes Consolation Winner | +Denotes 1A Texas Cup Winner

SCHOOL	NO.	CONFERENCE: YEAR
Austin	19	1922, 24, 25, 26**, 27, 28, 30, 31, 36; 2A: 1943, 44, 45, 49, 51; 4A: 1953, 57, 58**, 60, 61
Snook	19	B: 1962, 65*, 66*, 67**, 69*, 71, 72; 1A: 1973, 74, 77, 78*; B: 1979*, 80*; 1A: 1981*, 82*, 83*, 84*, 85; 1A-D1: 2005
Nazareth	18	B: 1980; 1A: 1984, 85, 86*, 94, 96, 97; 1A-D2: 2001, 02*, 03*+, 06*, 07*, 09, 10*, 14; 1A: 2018, 19, 20
Dimmitt	17	1A: 1944, 48**; 52*; 2A: 1960, 61, 67, 71, 75*, 78; 3A: 1982*, 83*, 84, 86, 87, 88, 2001, 02
Fort Worth Dunbar	15	4A: 1977, 79, 80; 5A: 1981, 84, 87, 88, 90, 91, 93*; 4A: 2002, 03*, 06*, 07, 16
Krum	15	B: 1954, 56, 65, 67, 71*, 76, 77, 78*, 79; 2A: 1990, 91, 92, 94*, 96*, 98*
Dallardsville Big Sandy	14	B: 1949, 51, 52*, 53, 54, 55, 57*, 58; 1A: 1986, 87, 88; 1A-D1: 2008; 2A: 2015, 16
Dallas Kimball	14	5A: 1986, 90*, 96*, 97*, 99, 2002; 4A: 2009, 11*, 12*, 13, 14*; 5A: 2021, 22, 23
Dallas South Oak Cliff	14	1923*, 24*; 4A: 1960, 74, 77*; 5A: 1988, 89, 91; 4A: 1992*, 2003, 05, 06, 07*, 08*
El Paso	14	1921*, 22*, 23, 24, 25, 28, 29, 33, 36, 40, 41*; 2A: 1945, 47*; 4A: 1965**
Lipan	14	B: 1953, 59; 1A: 1994*, 98; 1A-D1: 2003, 04; 1A-D2: 2005*, 06, 09; 1A: 2017*, 18*; 2A: 2021, 22, 23
Morton	13	2A: 1970, 72*, 73, 76, 77*, 82, 83*, 84, 85, 86*, 87*; 1A-D1: 2004, 05*+
Brock	12	B: 1973; 1A: 1992, 93*, 97; 1A-D1: 2002*+; 2A: 2003*, 12, 13; 3A: 2015*, 17, 19, 21
Dallas Madison	12	4A: 1996; 3A: 1997*; 4A: 2000; 3A: 2009*, 10, 13, 14, 15, 17*, 19*, 20, 22
Pampa	12	1941; 2A: 1945; 4A: 1953*, 54*, 55, 57, 58*, 59*; 5A: 1982; 4A: 1991, 92, 96*
San Antonio Lanier	12	1931, 39; 1A: 1942**, 43*, 44**, 45*, 46; CITY: 1949, 50, 51; 4A: 2000, 01
Waco	12	1922, 25, 40, 41; 2A: 1942, 43, 44, 45, 47, 49; 4A: 1952, 55
Bowie	11	1A: 1946, 47, 51*; 2A: 1952, 53*, 54*, 57, 58, 74*; 3A: 1991, 2018*
Bryan	11	1922, 24, 29, 30, 32, 33; 2A: 1947; 3A: 1952; 5A: 1983*, 84*, 2001
Houston Wheatley	11	4A: 1968*, 69*, 70*, 71, 72, 73*, 78*; 5A: 1986; 4A: 1997, 2005, 08
Lamesa	11	1933**, 34, 35; 3A: 1960*, 67*, 70, 73, 75*; 4A: 1985; 3A: 1990; 4A: 1998
Port Arthur Lincoln	11	5A: 1981*; 4A: 1984*, 86*, 88*, 89*, 90, 91*, 93, 94, 95*, 99
San Antonio Brackenridge	11	1921, 22, 23, 25, 26*, 27, 28, 32**; CITY: 1949; 4A: 1968**, 2006
Brownwood	10	1924, 25, 26, 33, 34, 35; 2A: 1946, 49; 3A: 1952, 65
Corpus Christi West Oso	10	3A: 1976, 77, 78, 86, 88, 99, 2000, 01, 04, 11*
Denton	10	1927, 29, 30*, 31, 34, 35*; 2A: 1942, 48; 4A: 1961**, 74
Gruver	10	B: 1947**, 50*, 56; 1A: 1965**, 66*, 98; 1A-D1: 2006, 10; 2A: 2019, 20
Houston Milby	10	2A: 1945**, 48**; CITY: 1949, 50*; 4A: 1954**, 56**, 59**, 76; 5A: 1993, 2004*
Kountze	10	2A: 1970*, 75, 77; 3A: 1997, 2000, 02, 04*; 2A: 2005*, 07*; 3A: 2015
Laneville	10	1940; B: 1951, 56; 1A: 1986, 92*, 93*, 94; 1A-D2: 2007, 08*, 14
Seminole	10	2A: 1955*, 57, 58, 59; 3A: 1963; 2A: 1979*; 3A: 1985, 95, 99; 4A: 2018
Waxahachie	10	2A: 1956; 3A: 1958*, 62, 65, 67, 76, 80; 4A: 1981, 82, 83*

MOST STATE CHAMPIONSHIPS

Minimum 4 State Championships

SCHOOL	NO.	CONFERENCE: YEAR
Snook	10	B: 1965, 66, 69; 1A: 1978; B: 1979, 80; 1A: 1981, 82, 83, 84
Buna	7	1A: 1955, 56; 2A: 1957, 59, 61, 62, 63
Dallas Kimball	7	5A: 1990, 96, 97; 4A: 2011, 12, 14; 5A: 2023
Port Arthur Lincoln	7	5A: 1981; 4A: 1984, 86, 88, 89, 91, 95
Bowie	6	1A: 1951; 2A: 1952, 53, 54, 74; 3A: 2018
Dallas South Oak Cliff	6	1923, 24; 4A: 1977; 4A: 1992, 2007, 08
Morton	6	2A: 1972, 77, 83, 86, 87; 1A-D1: 2005
Nazareth	6	1A: 1986; 1A-D2: 2002, 03, 06, 07, 10
Athens	5	1927, 29, 31, 33, 34
Dallas Madison	5	3A: 1997, 2009, 17, 19, 22
Duncanville	5	5A: 1991, 99, 2007; 6A: 2019, 21
Houston Wheatley	5	4A: 1968, 69, 70, 73, 78
Krum	5	B: 1971, 78; 2A: 1994, 96, 98
LaRue LaPoynor	5	B: 1972, 73, 75; 1A: 1985; 2A: 1995
Lipan	5	1A: 1994; 1A-D2: 2005; 1A: 2017, 18; 2A: 2023
Pampa	5	4A: 1953, 54, 58, 59; 4A: 1996
Ponder	5	2A: 2001, 08, 09, 10, 14
Cayuga	4	B: 1951, 53, 54; 1A-D1: 2010
Dallas Lincoln	4	4A: 1990, 93, 2002, 16
Dimmitt	4	1A: 1952; 2A: 1975; 3A: 1982, 83
El Paso	4	1921, 22, 41; 2A: 1947
Houston Yates	4	4A: 2009, 10, 13, 14
Huntington	4	1A: 1959, 60; B: 1962; 1A: 1974
Kennard	4	B: 1967, 68; 1A: 1970, 73
Kountze	4	2A: 1970; 3A: 2004; 2A: 2005, 07
Sweeny	4	1A: 1954; 3A: 1985, 87, 88
White Oak	4	1A: 1953, 57; 2A: 2012, 13

STATE CHAMPIONSHIP RECORDS

Conference 6A Individual | For more detailed records visit uiltexas.org/athletics/archives

POINTS

- 46 Tyrese Maxey, South Garland (vs. Katy Tompkins) 2018
- 46 Marcus Freiberger, Greenville (vs. Amarillo) 1947
- 45 Ira Terrell, Dal. Roosevelt (vs. Hou. Wheatley) 1972
- 44 Rick Bullock, SA Jefferson (vs. Dal. Roosevelt) 1972
- 42 Stanley Bonewitz, SA East Central (vs. EP Riverside) 1995
- 39 Kethus Hanks, Hou. Sam Houston (vs. SA East Central) 1988
- 38 Rod Vacques, Conroe (vs. CC King) 1985
- 38 Dan Smith, Denton (vs. Amarillo Palo Duro) 1961
- 37 Dan Smith, Denton (vs. Austin High) 1961
- 36 Stanley Bonewitz, SA East Central (vs. Dal. Carter) 1995

POINTS, SERIES (2 GAMES)

- 78 Stanley Bonewitz, SA East Central, 1995
- 75 Dan Smith, Denton, 1961
- 71 Kethus Hanks, Hou. Sam Houston, 1988
- 63 Greg Ostertag, Duncanville, 1991
- 63 Rick Bullock, SA Jefferson, 1972
- 61 Charles McMillan, Dal. South Oak Cliff, 1974
- 59 Jason Horton, Cedar Hill, 2004
- 57 Andy Gilchrest, Spring Branch Memorial, 1984
- 57 George Price, SA Brackenridge, 1968
- 56 Three players tied

FIELD GOALS MADE

- 21 Ira Terrell, Dallas Roosevelt (vs. Hou. Wheatley) 1972
- Marcus Freiberger, Greenville (vs. Amarillo) 1947
- 17 Greg Ostertag, Duncanville (vs. Northside Jay) 1991
- 17 Rick Bullock, SA Jefferson (vs. Dal. Roosevelt) 1972
- 17 Dan Smith, Denton (vs. Austin High) 1961
- 16 Stanley Bonewitz, SA East Central (vs. EP Riverside) 1995
- 16 Dwight Jones, Hou. Wheatley (vs. Dal. Jefferson) 1970
- 16 Dan Smith, Denton (vs. Amarillo Palo Duro) 1961
- 15 Five players tied

FIELD GOALS ATTEMPTED

- 42 Kethus Hanks, Hou. Sam Houston (vs. SA East Central) 1988
- 33 Alton Adams, Hou. Milby (vs. Laredo) 1959
- 32 Ronald Williams, SA Sam Houston (vs. Hou. Wheatley) 1971
- 30 Eddie Owens, Hou. Wheatley (vs. Midland) 1973
- 29 Chuck O'Neall, Hou. Milby (vs. Tyler John Tyler) 1976
- 29 Charles McMillan, Dal. South Oak Cliff (vs. SA Jefferson) 1974
- 29 Eddie Owens, Hou. Wheatley (vs. Dal. Roosevelt) 1972
- 28 Four players tied

FIELD GOAL PERCENTAGE (MIN. 10 FGA)

- .913 (21-23) Ira Terrell, Dal. Roosevelt (vs. Hou. Wheatley) 1972
- .846 (11-13) Patrick Fields, Northside Jay (vs. Fort Bend Hightower) 2002
- .818 (9-11) Mike Ulloa, EP Riverside (vs. SA East Central) 1995
- .800 (8-10) Mickey Mitchell, Plano West (vs. Irving MacArthur) 2015
- .800 (8-10) Toddrick Gotcher, Garland Lakeview (vs. Northside Wagner) 2010
- .800 (8-10) Landry Kosmalski, Euleless Trinity (vs. Humble) 1996
- .785 (11-14) Marques Bolden, DeSoto (vs. Cibolo Steele) 2016
- .785 (11-14) Mike Singletary, Humble Kingwood (vs. Dal. Carter) 2005
- .785 (11-14) James Griffin, FW Dunbar (vs. Dal. South Oak Cliff) 1977
- .769 (10-13) Four players tied

THREE-POINT FIELD GOALS MADE

- 7 Carleton Scott, SA Madison (vs. Humble Kingwood) 2007
- Nic Wise, Humble Kingwood (vs. Plano) 2006
- 7 Robert Keno, SA East Central (vs. Hou. Sam Houston) 1988
- 6 Phil Forte, Lewisville Marcus (vs. Fort Bend Bush) 2010
- 6 John Roberson, Plano (vs. Humble Kingwood) 2006
- 6 David Boston, Humble (vs. Euleless Trinity) 1996
- 5 Six players tied

THREE-POINT FIELD GOALS ATTEMPTED

- 18 Robert Keno, SA East Central (vs. Hou. Sam Houston) 1988
- 15 Carsen Edwards, Humble Atascocita (vs. DeSoto) 2016
- 15 Kethus Hanks, Houston Sam Houston (vs. SA East Central) 1988
- 14 Nic Wise, Humble Kingwood (vs. Plano) 2006
- 13 David Boston, Humble (vs. Euleless Trinity) 1996
- 13 Charles Jackson, SA East Central (vs. EP Riverside) 1995
- 13 Tony Terrell, SA East Central (vs. Houston Sam Houston) 1988
- 12 Five players tied

THREE-POINT FIELD GOAL PERCENTAGE (MIN. 5 FGA)

- 1.000 (5-5) Jamarias Demas, Garland Lakeview (vs. Northside Taft) 2011
- .857 (6-7) Phil Forte, Lewisville Marcus (vs. Fort Bend Bush) 2010
- .833 (5-6) John Burnett, Fort Bend Travis (vs. Northside Warren) 2012
- .800 (4-5) Jordan Berry, DeSoto (vs. Humble Atascocita) 2016
- .800 (4-5) John Roberson, Plano (vs. Richardson Berkner) 2006
- .800 (4-5) Derrick Daniels, FW Dunbar (vs. Dal. South Oak Cliff) 1988
- .750 (6-8) Stanley Bonewitz, SA East Central (vs. EP Riverside) 1995
- .700 (7-10) Carleton Scott, SA Madison (vs. Humble Kingwood) 2007
- .667 (4-6) Six players tied

FREE-THROWS MADE

- 17 Frank Portilla, Houston Milby (vs. Odessa) 1956
- 16 Hugh Burris, Kingsville (vs. El Paso) 1965
- 15 Tim Glover, Hou. Clear Lake (vs. Dal. Kimball) 1990
- 14 Tyrese Maxey, South Garland (vs. Katy Tompkins) 2018
- 14 Trajan Wesley, Cypress Falls (vs. SA Wagner) 2017
- 14 Richard Mulkey, Abilene (vs. FW Paschal) 1967
- 13 C.J. Washington, Katy Tompkins (vs. South Garland) 2018
- 13 Mike Singletary, Humble Kingwood (vs. Northside Warren) 2006
- 13 Rusty McDearman, Abilene (vs. FW Paschal) 1967
- 12 Six players tied

FREE-THROWS ATTEMPTED

- 21 Hugh Burris, Kingsville (vs. El Paso) 1965
- 21 Frank Portilla, Houston Milby (vs. Odessa) 1956
- 19 C.J. Washington, Katy Tompkins (vs. South Garland) 2018
- 19 Steffon Wiley, Dal. Carter (vs. Humble Kingwood) 2005
- 19 Rusty McDearman, Abilene (vs. FW Paschal) 1967
- 18 Trajan Wesley, Cypress Falls (vs. SA Wagner) 2017
- 18 Tim Glover, Hou. Clear Lake (vs. Dal. Kimball) 1990
- 18 Rick Bullock, SA Jefferson (vs. Dal. Roosevelt) 1972
- 17 Andy Gilchrest, Spring Branch Memorial (vs. SA Fox Tech) 1984
- 16 Two players tied

FREE-THROW PERCENTAGE (MIN. 5 FTA)

- 1.000 (12-12) Rod Jacques, Conroe (vs. CC King) 1985
- 1.000 (12-12) Larry Smith, Dal. Jefferson (vs. El Paso) 1965
- 1.000 (11-11) Kethus Hanks, Hou. Sam Houston (vs. FW Dunbar) 1988
- 1.000 (10-10) Tre Johnson, Lake Highlands (vs. Beaumont United) 2023
- 1.000 (10-10) Jerry Franklin, Port Arthur (vs. Pampa) 1957
- 1.000 (9-9) Ronnie Arrow, Hou. Jones (vs. Kingsville) 1965
- 1.000 (9-9) Carroll Broussard, Port Arthur (vs. Austin High) 1958
- 1.000 (9-9) Sam Condo, Pampa (vs. Port Arthur) 1957
- 1.000 (8-8) Six players tied

REBOUNDS

- 30 Ira Terrell, Dal. Roosevelt (vs. Hou. Wheatley) 1972
- 29 Steve Strange, Dal. Highland Park (vs. Austin High) 1957
- 26 Dwight Jones, Hou. Wheatley (vs. Dal. Jefferson) 1970
- 24 Taylor Ronald, Midland (vs. Hou. Wheatley) 1973
- 24 Rick Bullock, SA Jefferson (vs. Dal. Roosevelt) 1972
- 23 Robert Washington, Dal. Carter (vs. SA East Central) 1995
- 23 Vince Vittatoe, SA Marshall (vs. Dal. Roosevelt) 1981
- 23 Alton Adams, Hou. Milby (vs. Laredo) 1959
- 22 Ronald Williams, SA Houston (vs. Hou. Wheatley) 1971
- 21 Three players tied

ASSISTS (SINCE 1990)

- 14 Stanley Bonewitz, SA East Central (vs. EP Riverside) 1995
- 11 Dekyron Nicks, Bryan (vs. Lewisville the Colony) 2001
- 10 Mickey Mitchell, Plano West (vs. Hou. Clear Lake) 2015
- 10 Blake Johnstone, Midland (vs. SA Taft) 1998
- 9 Nic Wise, Humble Kingwood (vs. Dal. Carter) 1995
- 9 T.J. Ford, Fort Bend Willowridge (vs. Converse Judson) 2001
- 9 T.J. Ford, Fort Bend Willowridge (vs. Bryan) 2001
- 9 Anthony Goode, Dal. Carter (vs. SA East Central) 1995
- 8 Four players tied

BLOCKS (SINCE 1990)

- 7 Samson Aletan, Lake Highlands (vs. Beaumont United) 2023
- 6 Marques Bolden, DeSoto (vs. Humble Atascocita) 2016
- 6 T. Waller Prince, Northside Warren (vs. Fort Bend Travis) 2012
- 6 Shawn Glover, Cedar Hill (vs. Northside Wagner) 2009
- 5 Devin Wyatt, DeSoto (vs. Galena Park North Shore) 2014
- 5 Sidney Nickleson, CC Ray (vs. DeSoto) 2003
- 5 Bracey Wright, Lewisville The Colony (vs. Bryan) 2001
- 5 Antonio McKinzie, Plano East (vs. SA East Central) 1994
- 4 15 players tied

STEALS (SINCE 1990)

- 8 T.J. Ford, Fort Bend Willowridge (vs. Converse Judson) 2001
- 8 Stanley Bonewitz, SA East Central (vs. EP Riverside) 1995
- 7 Chris Jones, Garland Lakeview (vs. Northside Wagner) 2011
- 7 David Boston, Humble (vs. Euleless Trinity) 1996
- 7 Anthony Goode, Hou. Clear Lake (vs. Dal. Carter) 1995
- 7 Donte Mathis, SA East Central (vs. Plano East) 1994
- 6 10 players tied

STATE CHAMPIONSHIP RECORDS

Conference 6A Team | For more detailed records visit uiltexas.org/athletics/archives

MOST POINTS SCORED OVERALL

- 111 Dallas Roosevelt (vs. Houston Wheatley) 1972
- 110 Houston Wheatley (vs. San Antonio Houston) 1971
- 109 Dallas South Oak Cliff (vs. San Antonio Jefferson) 1974
- 109 Houston Wheatley (vs. Dallas Roosevelt) 1972
- 108 San Antonio East Central (vs. Dallas Carter) 1995
- 108 Houston Wheatley (vs. Carrollton Turner) 1970
- 107 San Antonio East Central (vs. El Paso Riverside) 1995
- 107 Conroe (vs. Corpus Christi King) 1985
- 106 Houston Jones (vs. Kingsville) 1965
- 103 Houston Wheatley (vs. Dallas Jefferson) 1970

POINTS, SERIES (2 GAMES)

- 215 San Antonio East Central, 1995
- 211 Houston Wheatley, 1970
- 196 Dallas South Oak Cliff, 1974
- 181 DeSoto, 2003
- 179 Dallas Roosevelt, 1972
- 176 Conroe, 1985
- 169 Houston Wheatley, 1968
- 168 Houston Wheatley, 1971
- 166 Houston Kashmere, 1974
- 164 Two teams tied

MOST POINTS SCORED IN QUARTER

- 36 Northside Taft (vs. Lakeview Centennial) 2011
- 35 San Antonio East Central (vs. Dallas Carter) 1995
- 34 Conroe (vs. Corpus Christi King) 1985
- 34 Dallas South Oak Cliff (vs. San Antonio Jefferson) 1974
- 33 Houston Wheatley (vs. Dallas Jefferson) 1970
- 32 Houston Jones (vs. Kingsville) 1965
- 31 Five teams tied

LEAST POINTS ALLOWED (SINCE 1950)

- 15 San Antonio Jefferson (vs. Waco) 1953
- 29 Klein Forest (vs. Duncanville) 2000
- 32 Amarillo (vs. Houston Sam Houston) 1953
- 34 Lewisville Marcus (vs. Garland Naaman Forest) 2012
- 34 Humble Kingwood (vs. Northside Warren) 2006
- 34 Dallas Jefferson (vs. Bryan) 1962
- 35 Houston Milby (vs. Laredo) 1959
- 35 Four teams tied

FIELD GOALS MADE

- 50 Dallas Roosevelt (vs. Houston Wheatley) 1972
- 47 San Antonio East Central (vs. Dallas Carter) 1995
- 46 Houston Wheatley (vs. Carrollton Turner) 1970
- 45 Dallas South Oak Cliff (vs. San Antonio Jefferson) 1974
- 44 Houston Wheatley (vs. Dallas Roosevelt) 1972
- 43 San Antonio East Central (vs. El Paso Riverside) 1995
- 42 Houston Wheatley (vs. San Antonio Houston) 1971
- 41 San Antonio Jefferson (vs. Dallas South Oak Cliff) 1974
- 40 El Paso Riverside (vs. San Antonio East Central) 1995
- 40 San Antonio Houston (vs. Houston Wheatley) 1971

FIELD GOALS ATTEMPTED

- 102 Houston Wheatley (vs. San Antonio Houston) 1971
- 96 Houston Wheatley (vs. Dallas Roosevelt) 1972
- 96 Houston Wheatley (vs. San Antonio Wheatley) 1969
- 95 Houston Wheatley (vs. Carrollton Turner) 1970
- 92 Dallas South Oak Cliff (vs. San Antonio Jefferson) 1974
- 92 Houston Kashmere (vs. Dallas South Oak Cliff) 1974
- 91 Houston Sam Houston (vs. San Antonio East Central) 1988
- 91 Houston Wheatley (vs. Dallas Jefferson) 1970
- 89 San Antonio Houston (vs. Houston Wheatley) 1971
- 88 Houston Wheatley (vs. Midland) 1973

FIELD GOAL PERCENTAGE

- .658 (25-38) Allen (vs. Austin Westlake) 2018
- .651 (28-43) Bryan (vs. Fort Worth Paschal) 1983
- .650 (26-40) Plano (vs. Houston Kashmere) 1980
- .646 (31-48) Plano West (vs. Irving MacArthur) 2015
- .627 (32-51) Humble Atascocita (vs. Houston MSTC) 2016
- .611 (33-54) Houston Austin (vs. Haltom) 1964
- .608 (31-51) Garland Lakeview Centennial (vs. Northside Wagner) 2010
- .604 (32-53) Dallas Kimball (vs. San Antonio Jay) 1996
- .600 (30-50) Garland Lakeview Centennial (vs. Northside Taft) 2011
- .597 (40-67) El Paso Riverside (vs. San Antonio East Central) 1995

THREE-POINT FIELD GOALS MADE

- 12 Northside Warren (vs. Fort Bend Travis) 2012
- 11 Humble Kingwood (vs. San Antonio Madison) 2007
- 11 San Antonio East Central (vs. Houston Sam Houston) 1988
- 11 Houston Sam Houston (vs. Fort Worth Dunbar) 1988
- 10 Austin Westlake (vs. McKinney) 2022
- 10 San Antonio Madison (vs. Humble Kingwood) 2007
- 10 Humble (vs. Eules Trinity) 1996
- 10 San Antonio East Central (vs. El Paso Riverside) 1995
- 10 Duncanville (vs. Galena Park North Shore) 1991
- 10 Houston Clear Lake (vs. Northside Jay) 1989

THREE-POINT FIELD GOALS ATTEMPTED

- 36 San Antonio East Central (vs. Houston Sam Houston) 1988
- 31 Fort Bend Hightower (vs. Northside Jay) 2002
- 30 Northside Warren (vs. Fort Bend Travis) 2012
- 29 Austin Westlake (vs. McKinney) 2022
- 29 Houston Sam Houston (vs. San Antonio East Central) 1988
- 28 Northside Wagner (vs. Garland Lakeview Centennial) 2010
- 26 Austin Westlake (vs. Allen) 2018
- 26 South Grand Prairie (vs. Fort Bend Travis) 2013
- 26 Klein Forest (vs. Fort Bend Dulles) 2008
- 26 Humble (vs. Eules Trinity) 1996

THREE-POINT FIELD GOAL PERCENTAGE (MIN. 10 FGA)

- .636 (7-11) Allen (vs. Austin Westlake) 2018
- .600 (9-15) Garland Lakeview Centennial (vs. Northside Taft) 2011
- .600 (6-10) Desoto (vs. Humble Atascocita) 2016
- .555 (10-18) Houston Clear Lake (vs. Northside Jay) 1989
- .545 (6-11) Plano West (vs. Irving MacArthur) 2015
- .538 (7-13) Bryan (vs. Fort Bend Willowridge) 2001
- .500 Five times

FREE-THROWS MADE

- 38 Desoto (vs. Fort Bend Hightower) 2003
- 37 Abilene (vs. Fort Worth Paschal) 1967
- 32 Cypress Falls (vs. Northside Wagner) 2017
- 32 Kingsville (vs. El Paso) 1965
- 31 Conroe (vs. Corpus Christi King) 1985
- 31 Pampa (vs. Dallas Wilson) 1958
- 30 San Antonio Lee (vs. Abilene) 1967
- 28 Houston Jones (vs. Kingsville) 1965
- 27 Dallas Wilson (vs. Austin High) 1958
- 26 Five teams tied

FREE-THROWS ATTEMPTED

- 53 DeSoto (vs. Fort Bend Hightower) 2003
- 48 Abilene (vs. Fort Worth Paschal) 1967
- 47 Houston Kashmere (vs. San Antonio Houston) 1980
- 46 Kingsville (vs. El Paso) 1965
- 45 Conroe (vs. Corpus Christi King) 1985
- 45 Houston Madison (vs. Conroe) 1985
- 42 Dallas Carter (vs. Humble Kingwood) 2005
- 40 Cypress Falls (vs. San Antonio Wagner) 2017
- 40 San Antonio Jay (vs. Fort Bend Hightower) 2002
- 40 Pampa (vs. Dallas Wilson) 1958

FREE-THROW PERCENTAGE (MIN. 10 FTA)

- 1.000 (13-13) Lewisville Marcus (vs. Garland Naaman Forest) 2012
- 1.000 (11-11) Midland Lee (vs. Houston Kashmere) 1975
- .963 (26-27) Desoto (vs. Corpus Christi Ray) 2003
- .957 (22-23) Klein Collins (vs. Houston Milby) 2004
- .938 (15-16) Dallas Samuel (vs. Austin McCallum) 1966
- .917 (22-24) Fort Worth Dunbar (vs. Houston Clear Lake) 1990
- .913 (21-23) Dallas Kimball (vs. Amarillo) 1986
- .909 (10-11) Houston Clear Lake (vs. Plano West) 2015
- .900 (18-20) Cypress Falls (vs. Dallas Skyline) 2017
- .880 (22-25) South Garland (vs. Katy Tompkins) 2018

REBOUNDS

- 75 Houston Wheatley (vs. Carrollton Turner) 1970
- 67 Houston Kashmere (vs. San Antonio Houston) 1980
- 67 San Antonio Houston (vs. Houston Wheatley) 1971
- 66 Conroe (vs. Corpus Christi King) 1985
- 66 Houston Kashmere (vs. Dallas South Oak Cliff) 1974
- 66 Houston Wheatley (vs. San Antonio Houston) 1971
- 65 Fort Worth Dunbar (vs. Austin Lanier) 1979
- 64 Houston Sam Houston (vs. San Antonio East Central) 1988
- 63 Three teams tied

ASSISTS (SINCE 1990)

- 23 San Antonio East Central (vs. El Paso Riverside) 1995
- 23 San Antonio East Central (vs. Dallas Carter) 1995
- 19 Midland (vs. Pearland) 1998
- 18 San Antonio Jay (vs. Fort Bend Hightower) 2002
- 18 Fort Worth Dunbar (vs. Houston Clear Lake) 1990
- 17 Six teams tied

BLOCKS (SINCE 1990)

- 12 Plano East (vs. San Antonio East Central) 1994
- 10 Cedar Hill (vs. Northside Wagner) 2009
- 9 Lake Highlands (vs. Beaumont United) 2023
- 9 Desoto (vs. Galena Park North Shore) 2014
- 8 Plano West (vs. Irving MacArthur) 2015
- 8 Northside Warren (vs. Fort Bend Travis) 2012
- 8 Fort Bend Hightower (vs. Desoto) 2003
- 8 Duncanville (vs. Dallas Kimball) 1997
- 7 Five teams tied

STEALS (SINCE 1990)

- 28 Fort Bend Willowridge (vs. Midland) 1994
- 20 Dallas Carter (vs. Houston Clear Lake) 1995
- 19 North Crowley (vs. San Antonio Madison) 2008
- 19 San Antonio East Central (vs. El Paso Riverside) 1995
- 19 San Antonio East Central (vs. Dallas Carter) 1995
- 18 Dallas Kimball (vs. Northside Jay) 1996
- 17 Galena Park North Shore (vs. Northside Taft) 1997
- 15 Eight teams tied

STATE CHAMPIONSHIP RECORDS

Conference 5A Individual | For more detailed records visit uiltexas.org/athletics/archives

POINTS

- 41 Dennis Tealer, Gonzalez (vs. Atlanta) 1974
- 39 Jeff Smith, Corsicana (vs. Aldine Carver) 1969
- 38 Jerry Mallett, Beaumont South Park (vs. SA Edison) 1953
- 37 Brandon Peters, Hou. Yates (vs. Lancaster) 2010
- 37 Tristen Thompson, Angleton (vs. Dal. South Oak Cliff) 2006
- 37 Dennis Tealer, Gonzalez (vs. Crosby) 1974
- 36 Chris Mullins, Mansfield Timberview (vs. Fort Bend Marshall) 2017
- 34 Kendall Timmons, FW Southwest (vs. Hou. Wheatley) 2008
- 34 Rayford Young, Pampa (vs. Round Rock McNeil) 1996
- 34 Jerry Mallett, Beaumont South Park (vs. Paris) 1953

POINTS, SERIES (2 GAMES)

- 78 Dennis Tealer, Gonzales, 1974
- 67 Rayford Young, Pampa, 1996
- 66 Brandon Peters, Hou. Yates, 2010
- 65 Robert Zamora, South San Antonio, 1961
- 59 Buddy Humphrey, Kilgore, 1955
- 57 Chris Mullins, Mansfield Timberview, 2017
- 56 Mike Jackson, Borger, 1977
- 56 Phil Reynolds, Waxahachie, 1958
- 55 Jimmie Lenox, LC Clear Creek, 1967
- 55 Bill Doty, LC Clear Creek, 1962

FIELD GOALS MADE

- 18 Dennis Tealer, Gonzalez (vs. Atlanta) 1974
- 16 Darrell Arthur, Dal. South Oak Cliff (vs. Angleton) 2006
- 16 Jerry Mallett, Beaumont South Park (vs. SA Edison) 1953
- 15 Jerry Davis, CC West Oso (vs. Borger) 1977
- 15 Dennis Tealer, Gonzalez (vs. Crosby) 1974
- 15 Ronald Dunlap, Cy-Fair (vs. Lamesa) 1970
- 15 Gordon Carrington, Gilmer East Mountain (vs. Lockhart) 1948
- 14 Four players tied

FIELD GOALS ATTEMPTED

- 36 Willard Ester, Aldine Carver (vs. Perryton) 1969
- 34 Darrell Arthur, Dal. South Oak Cliff (vs. Angleton) 2006
- 32 Mitchell Fields, Hou. Wheatley (vs. SA Houston) 2005
- 32 Dwight Randolph, Odessa Ector (vs. CC West Oso) 1976
- 31 Quinton Brigham, FW Dunbar (vs. Fort Bend Elkins) 2016
- 30 Newton Grimes, South San Antonio (vs. Waxahachie) 1962
- 29 Jerry Davis, CC West Oso (vs. Borger) 1977
- 29 Willie Taylor, Aldine Carver (vs. Dumas) 1971
- 29 Phil Reynolds, Waxahachie (vs. South San Antonio) 1958
- 28 Two players tied

FIELD GOAL PERCENTAGE (MIN. 10 FGA)

- 1.000 (12-12) LaBradford Smith, Bay City (vs. Dal. Segoville) 1985
- .900 (9-10) Mike Jackson, Borger (vs. Daingerfield) 1977
- .833 (10-12) Frank Lee Melton, Lubbock Dunbar (vs. Seguin) 1968
- .818 (9-11) Worthey Wiles, Dal. Highland Park (vs. Port Arthur Lincoln) 1989
- .800 (8-10) Nate Morris, Lancaster (vs. Edinburg Vela) 2016
- .785 (11-14) Kendrick Perkins, Beaumont Ozen (vs. Hereford) 2001
- .785 (11-14) Rayford Young, Pampa (vs. Dal. Madison) 1996
- .785 (11-14) Larry Franks, Nacogdoches (vs. South San Antonio) 1961
- .769 (10-13) Wayne Doyal, SA Marshall (vs. Andrews) 1966
- .764 (13-17) Jeff Smith, Corsicana (vs. Aldine Carver) 1969

THREE-POINT FIELD GOALS MADE

- 7 Damyeane Dotson, Hou. Yates (vs. Denton Ryan) 2012
- 7 Joseph Young, Hou. Yates (vs. Dal. Kimball) 2009
- 7 Joel Bosh, Dal. Lincoln (vs. Hou. Jones) 2004
- 7 Fred Williams, Hou. Waltrip (vs. Lamesa) 1998
- 7 Kamond Canady, Dallas Lincoln (vs. Waco University) 1993
- 6 Marcus Holcomb, Denton Ryan (vs. Hou. Yates) 2012
- 6 Brandon Peters, Hou. Yates (vs. Lewisville The Colony) 2010
- 6 Elton Roy, Hou. Yates (vs. Lewisville The Colony) 2010
- 6 Joseph Young, Hou. Yates (vs. Lancaster) 2010
- 5 Seven players tied

THREE-POINT FIELD GOALS ATTEMPTED

- 17 Mitchell Fields, Hou. Wheatley (vs. SA Houston) 2005
- 15 Keith Frazier, Dal. Kimball (vs. Rosenberg Terry) 2013
- 15 Joseph Young, Hou. Yates (vs. Dal. Kimball) 2009
- 15 Fred Williams, Hou. Waltrip (vs. Lamesa) 1998
- 14 Elton Roy, Hou. Yates (vs. Lewisville The Colony) 2010
- 14 Joseph Young, Hou. Yates (vs. Lancaster) 2010
- 13 Five players tied

THREE-POINT FIELD GOAL PERCENTAGE (MIN. 5 FGA)

- .833 (5-6) Shannon Lilly, Dal. Kimball (vs. La Marque) 2011
- .800 (4-5) Corbin Stephens, Cedar Park (vs. Beaumont Ozen) 2015
- .750 (6-8) Marcus Holcomb, Denton Ryan (vs. Hou. Yates) 2012
- .667 (4-6) Eddie Everline, Fort Bend Elkins (vs. FW Dunbar) 2016
- .667 (4-6) Deon Barrett, Lancaster (vs. EP Andres) 2015
- .667 (4-6) Darius Gardner, Hou. Yates (vs. Dal. Kimball) 2009
- .625 (5-8) Brandon Johnson, SA Alamo Heights (vs. Northwest) 2018
- .625 (5-8) Shannon Lilly Jr., Dal. Kimball (vs. Hou. Yates) 2012
- .600 (3-5) Six players tied

FREE-THROWS MADE

- 17 Robert Zamora, South San Antonio (vs. LC Clear Creek) 1961
- 14 Kendall Timmons, FW Southwest (vs. Hou. Wheatley) 2008
- 14 Tristen Thompson, Angleton (vs. Dal. South Oak Cliff) 2006
- 13 Jalen Jones, Dal. Kimball (vs. La Marque) 2011
- 13 DeQuentin Greer, La Marque (vs. FW Arlington Heights) 2011
- 13 Rahn Bailey, Beaumont Herbert (vs. Waxahachie) 1982
- 13 Jeff Smith, Corsicana (vs. Aldine Carver) 1969
- 12 Eight players tied

FREE-THROWS ATTEMPTED

- 25 Robert Zamora, South San Antonio (vs. LC Clear Creek) 1961
- 19 Rahn Bailey, Beaumont Herbert (vs. Waxahachie) 1982
- 18 Tristen Thompson, FW Southwest (vs. Hou. Wheatley) 2008
- 17 Micah Mack, Denton Ryan (vs. Dal. Madison) 2000
- 16 Nikell Williams, Austin Travis (vs. Port Arthur Lincoln) 1989
- 16 Joe Lenox, LC Clear Creek (vs. Waxahachie) 1967
- 15 Three players tied

FREE-THROW PERCENTAGE (MIN. 5 FTA)

- 1.000 (14-14) Tristen Thompson, Angleton (vs. Dal. South Oak Cliff) 2006
- 1.000 (11-11) Keaston Willis, Sulphur Springs (vs. SA Wagner) 2019
- 1.000 (10-10) Cedric Taylor, Hou. Waltrip (vs. Dal. Highland Park) 1998
- 1.000 (10-10) Larry Black, South San Antonio (vs. Hurst LD Bell) 1963
- 1.000 (9-9) Edgar Crawford, Huntsville (vs. CC West Oso) 1978
- 1.000 (9-9) Sam Austin, Hurst LD Bell (vs. South San Antonio) 1963
- 1.000 (8-8) Jalen Jackson, SA Wagner (vs. Sulphur Springs) 2019
- 1.000 (8-8) Donald Dunlap, Cy-Fair (vs. Kerrville Tivy) 1970
- 1.000 (8-8) Joe Lenox, LC Clear Creek (vs. South San Antonio) 1967
- 1.000 (8-8) Gary Sibley, Hurst LD Bell (vs. South San Antonio) 1963

REBOUNDS

- 28 Damion Walker, Dal. Lincoln (vs. Plainview) 1994
- 28 James Cooks, FW Como (vs. Austin Del Valle) 1971
- 23 John Bohannon, Lancaster (vs. Hou. Yates) 2010
- 21 Darrell Mitchell, Odessa Ector (vs. Silsbee) 1972
- 21 Jerry Mercer, Cy-Fair (vs. Lamesa) 1970
- 21 Doug Tanek, Richardson Lake Highlands (vs. Conroe) 1968
- 20 Five players tied

ASSISTS (SINCE 1990)

- 9 David Tucker Jr., Dal. Kimball (vs. Hou. Yates) 2012
- 9 Darius Gardner, Hou. Yates (vs. Lewisville The Colony) 2010
- 9 David Eads, Austin Lake Travis (vs. Lancaster) 2010
- 9 Darius Gardner, Hou. Yates (vs. Dal. Kimball) 2009
- 9 Steven Roberts, Lamesa (vs. Hou. Waltrip) 1998
- 8 Six players tied

BLOCKS (SINCE 1990)

- 10 John Bohannon, Lancaster (vs. Austin Lake Travis) 2010
- 9 Terrance Arceneaux, Beaumont United (vs. Dallas Kimball) 2021
- 9 Quevin Cams, La Marque (vs. FW Arlington Heights) 2011
- 8 John Bohannon, Lancaster (vs. Hou. Yates) 2010
- 8 Chris Young, Dal. Highland Park (vs. Waco University) 1998
- 7 Damontre McFarland, FW Arlington Heights (vs. Rosenberg Terry) 2013
- 7 Chris Bosh, Dal. Lincoln (vs. Beaumont Ozen) 2002
- 6 Six players tied

STEALS (SINCE 1990)

- 8 Avery Anderson, Northwest (vs. SA Alamo Heights) 2018
- 8 Oscar Lewis, Dal. Kimball (vs. La Marque) 2011
- 7 Brandon Peters, Hou. Yates (vs. Mansfield Timberview) 2009
- 7 Josh Martinez, SA Lanier (vs. Beaumont Ozen) 2001
- 7 Emil White, Hou. Wheatley (vs. Dal. Lincoln) 1997
- 6 10 players tied

STATE CHAMPIONSHIP RECORDS

Conference 5A Team | For more detailed records visit uiltexas.org/athletics/archives

MOST POINTS SCORED OVERALL

- 106 Houston Yates (vs. Lewisville the Colony) 2010
- 101 Fort Bend Elkins (vs. Fort Worth Dunbar) 2016
- 95 Fort Worth Southwest (vs. Houston Wheatley) 2008
- 95 Fort Worth Dunbar (vs. Midland) 2006
- 94 Houston Yates (vs. Dallas Kimball) 2009
- 92 Houston Yates (vs. Lancaster) 2010
- 89 Houston Wheatley (vs. Fort Worth Southwest) 2008
- 89 Bay City (vs. Dallas Segoville) 1985
- 88 Beaumont Hebert (vs. Snyder) 1980
- 87 Three teams tied

POINTS, SERIES (2 GAMES)

- 198 Houston Yates, 2010
- 172 Fort Worth Southwest, 2008
- 171 Dallas South Oak Cliff, 2006
- 170 Houston Yates, 2009
- 166 Dallas Lincoln, 1990
- 165 Fort Bend Elkins, 2016
- 162 Houston Yates, 2012
- 162 San Marcos, 1965
- 161 Kerrville Tivy, 1970
- 159 Dumas, 1971

MOST POINTS SCORED IN QUARTER

- 42 Fort Bend Elkins (vs. Fort Worth Dunbar) 2016
- 34 Houston Yates (vs. Lewisville the Colony) 2010
- 32 Dallas South Oak Cliff (vs. Angleton) 2006
- 32 Angleton (vs. Dallas South Oak Cliff) 2006
- 32 San Antonio Fox Tech (vs. Sweetwater) 1997
- 31 Houston Yates (vs. Lancaster) 2010
- 30 Fort Bend Marshall (vs. Northwest) 2017
- 30 Dallas Lincoln (vs. Boerne) 1990
- 30 Beaumont Hebert (vs. Snyder) 1980
- 30 Kerrville Tivy (vs. Cy-Fair) 1970

LEAST POINTS ALLOWED (SINCE 1950)

- 33 Rosenberg Terry (vs. Fort Worth Arlington Heights) 2013
- 35 Houston Smiley (vs. Pecos) 1957
- 36 Dallas Kimball (vs. Cedar Park) 2011
- 37 Dallas Kimball (vs. Amarillo) 2014
- 37 Aldine (vs. Fort Worth Castleberry) 1960
- 37 Beaumont French (vs. Hereford) 1958
- 37 Borger (vs. Gladewater) 1952
- 38 Longview Pine Tree (vs. Lamesa) 1973
- 38 Dumas (vs. Waxahachie) 1962
- 39 Two teams tied

FIELD GOALS MADE

- 41 Houston Yates (vs. Lewisville the Colony) 2010
- 41 Dallas South Oak Cliff (vs. Angleton) 2006
- 39 Lubbock Dunbar (vs. Seguin) 1968
- 38 Houston Wheatley (vs. Fort Worth Southwest) 2008
- 38 Dumas (vs. Aldine Carver) 1971
- 37 Odessa Ector (vs. Corpus Christi West Oso) 1976
- 36 Six teams tied

FIELD GOALS ATTEMPTED

- 96 Houston Wheatley (vs. Fort Worth Southwest) 2008
- 95 Houston Yates (vs. Lewisville the Colony) 2010
- 95 Corpus Christi West Oso (vs. Borger) 1977
- 86 Corpus Christi West Oso (vs. Huntsville) 1978
- 84 Odessa Ector (vs. Silsbee) 1972
- 83 Houston Yates (vs. Lancaster) 2010
- 83 Aldine Carver (vs. Perryton) 1969
- 80 Fort Worth Dunbar (vs. Fort Bend Elkins) 2016
- 79 Kerrville Tivy (vs. Carthage) 1970
- 78 Two teams tied

FIELD GOAL PERCENTAGE

- .773 (34-44) Bay City (vs. Dallas Segoville) 1985
- .621 (36-58) Fort Bend Elkins (vs. Fort Worth Dunbar) 2016
- .617 (29-47) Denton Ryan (vs. Dallas Madison) 2000
- .600 (33-55) San Antonio Houston (vs. Houston Wheatley) 2005
- .591 (26-44) Dallas Kimball (vs. Killeen Ellison) 2023
- .591 (26-44) Corsicana (vs. Aldine Carver) 1969
- .586 (34-58) Pampa (vs. Dallas Madison) 1996
- .585 (31-53) Lancaster (vs. Edinburg Vela) 2016
- .583 (28-48) Austin Anderson (vs. Port Arthur Lincoln) 1994
- .581 (18-31) Aldine (vs. Fort Worth Castleberry) 1960

THREE-POINT FIELD GOALS MADE

- 12 Houston Yates (vs. Lewisville The Colony) 2010
- 11 Edinburg Vela (vs. Lancaster) 2016
- 11 Houston Yates (vs. Lancaster) 2010
- 11 Dallas Kimball (vs. Houston Yates) 2009
- 11 Houston Yates (vs. Dallas Kimball) 2009
- 11 Houston Jones (vs. Dallas Lincoln) 2004
- 10 Six teams tied

THREE-POINT FIELD GOALS ATTEMPTED

- 35 Houston Yates (vs. Lewisville The Colony) 2010
- 33 Dallas Kimball (vs. Houston Yates) 2012
- 31 Houston Yates (vs. Lancaster) 2010
- 29 Lancaster (vs. Austin Lake Travis) 2010
- 28 Houston Wheatley (vs. Fort Worth Southwest) 2008
- 28 Houston Wheatley (vs. San Antonio Houston) 2005
- 27 Manor (vs. Mansfield Timberview) 2019
- 27 Houston Yates (vs. Denton Ryan) 2012
- 27 Dallas Kimball (vs. Houston Yates) 2009
- 27 Dallas Lincoln (vs. Plainview) 1994

THREE-POINT FIELD GOAL PERCENTAGE MIN. 10 FGA

- .667 (8-12) Dallas Kimball (vs. La Marque) 2011
- .538 (7-13) Mansfield Timberview (vs. San Antonio Wagner) 2019
- .500 (8-16) Austin Lake Travis (vs. Lancaster) 2010
- .500 (8-16) Denton Ryan (vs. Dallas Madison) 2000
- .500 (6-12) Mansfield Timberview (vs. CC Veterans Memorial) 2017
- .478 (11-23) Houston Yates (vs. Dallas Kimball) 2009
- .476 (10-21) Houston Waltrip (vs. Lamesa) 1998
- .474 (9-19) Fort Bend Elkins (vs. Fort Worth Dunbar) 2016
- .474 (9-19) Lancaster (vs. El Paso Andress) 2015
- .471 (8-17) Port Arthur Memorial (vs. Midlothian) 2018

FREE-THROWS MADE

- 30 Beaumont Herbert (vs. Waxahachie) 1982
- 30 Hurst L.D. Bell (vs. South San Antonio) 1963
- 30 Clear Creek (vs. South San Antonio) 1962
- 28 Kerrville Tivy (vs. Corsicana) 1969
- 26 Amarillo (vs. Schertz Clemens) 2014
- 26 Austin Travis (vs. Port Arthur Lincoln) 1989
- 26 South San Antonio (vs. Hurst L.D. Bell) 1963
- 26 Beaumont Hebert (vs. Snyder) 1980
- 25 Five teams tied

FREE-THROWS ATTEMPTED

- 42 Beaumont Herbert (vs. Waxahachie) 1982
- 42 South San Antonio (vs. Clear Creek) 1961
- 41 Beaumont Hebert (vs. Snyder) 1980
- 41 Houston Yates (vs. Lancaster) 2010
- 40 Austin Travis (vs. Port Arthur Lincoln) 1989
- 40 Lamesa (vs. Cy-Fair) 1970
- 40 San Antonio Edison (vs. Nacogdoches) 1957
- 39 Four teams tied

FREE-THROW PERCENTAGE (MIN. 10 FTA)

- .950 (19-20) Sulphur Springs (vs. San Antonio Wagner) 2019
- .923 (12-13) Kerrville Tivy (vs. Carthage) 1970
- .909 (30-33) Hurst LD Bell (vs. South San Antonio) 1963
- .909 (10-11) San Antonio Wagner (vs. Sulphur Springs) 2019
- .880 (22-25) Angleton (vs. Dallas South Oak Cliff) 2006
- .875 (14-16) Perryton (vs. Kerrville Tivy) 1969
- .867 (13-15) Pampa (vs. Dallas Madison) 1996
- .842 (16-19) Mansfield Timberview (vs. Fort Bend Marshall) 2017
- .833 (10-12) Mansfield Timberview (vs. Beaumont United) 2022
- .821 (23-28) Fort Worth Dunbar (vs. Dallas South Oak Cliff) 2003

REBOUNDS

- 63 Odessa Ector (vs. Silsbee) 1972
- 62 Dallas South Oak Cliff (vs. San Antonio Houston) 2005
- 62 Beaumont Hebert (vs. Snyder) 1980
- 62 Corpus Christi West Oso (vs. Borger) 1977
- 62 San Antonio Edison (vs. Nacogdoches) 1957
- 60 Silsbee (vs. Odessa Ector) 1972
- 60 Dumas (vs. Aldine Carver) 1971
- 59 Kerrville Tivy (vs. Carthage) 1970
- 58 Aldine Carver (vs. Dumas) 1971
- 56 Two teams tied

ASSISTS (SINCE 1990)

- 26 Houston Yates (vs. Lewisville The Colony) 2010
- 21 Dallas Kimball (vs. Houston Yates) 2009
- 21 Lamesa (vs. Houston Waltrip) 1998
- 21 Pampa (vs. Dallas Madison) 1996
- 20 Houston Yates (vs. Dallas Kimball) 2009
- 20 Dallas South Oak Cliff (vs. Angleton) 2006
- 20 Dallas South Oak Cliff (vs. Amarillo Palo Duro) 2005
- 19 Dallas South Oak Cliff (vs. Fort Worth Southwest) 2008
- 19 Houston Wheatley (vs. Fort Worth Southwest) 2008
- 18 Four teams tied

BLOCKS (SINCE 1990)

- 14 Lancaster (vs. Austin Lake Travis) 2010
- 12 Fort Worth Arlington Heights (vs. Rosenberg Terry) 2013
- 11 La Marque (vs. Fort Worth Arlington Heights) 2011
- 10 Dallas Kimball (vs. Beaumont United) 2021
- 10 Beaumont Ozen (vs. Dallas South Oak Cliff) 2007
- 9 Six teams tied

STEALS (SINCE 1990)

- 23 Houston Yates (vs. Lewisville The Colony) 2010
- 22 Houston Yates (vs. Mansfield Timberview) 2009
- 19 Houston Yates (vs. Lancaster) 2010
- 19 Houston Wheatley (vs. San Antonio Houston) 2005
- 18 Houston Yates (vs. Dallas Kimball) 2009
- 18 Houston Wheatley (vs. Dallas Lincoln) 1997
- 18 Houston Wheatley (vs. Fort Worth Southwest) 2008
- 17 Lancaster (vs. Austin Lake Travis) 2010
- 17 Houston Jones (vs. Dallas Lincoln) 2004
- 16 Two teams tied

STATE CHAMPIONSHIP RECORDS

Conference 4A Individual | For more detailed records visit uiltexas.org/athletics/archives

POINTS

- 51 Tommy Jones, Crane (vs. FW Kirkpatrick) 1969
- 51 Don Stanley, Buna (vs. Seminole) 1957
- 42 Kyle Rogers, Ferris (vs. Littlefield) 1994
- 40 Tommy Jones, Crane (vs. Hearne) 1969
- 39 Devon McCain, Silsbee (vs. Dallas Carter) 2018
- 38 Shaquille O'Neal, SA Cole (vs. Hearne) 1989
- 38 James Davis, Webster (vs. Bowie) 1957
- 37 Zahad Munford, Dallas Carter (vs. Silsbee) 2018
- 36 Three players tied

POINTS, SERIES (2 GAMES)

- 91 Tommy Jones, Crane, 1969
- 73 Kyle Rogers, Ferris, 1994
- 64 Anthony Manning, Kountze, 1970
- 62 Don Stanley, Buna, 1957
- 60 Benford Williams, Sweeny, 1988
- 60 Donald Craver, Linden-Kildare, 1982
- 57 Shaquille O'Neal, SA Cole, 1989
- 57 Esker Boykin, Kountze, 1977
- 56 Five players tied

FIELD GOALS MADE

- 20 Don Stanley, Buna (vs. Seminole) 1957
- 19 Shaquille O'Neal, San Antonio Cole (vs. Hearne) 1989
- 18 Tommy Jones, Crane (vs. Fort Worth Kirkpatrick) 1969
- 16 Trae Clayton, Oak Cliff Faith Family (vs. Houston Yates) 2019
- 15 Kyle Rogers, Ferris (vs. Littlefield) 1994
- 15 Dwight Mason, Lamesa (vs. Gonzales) 1990
- 15 Eddie Pruitt, Fort Stockton (vs. Jacksboro) 1962
- 15 Pat Stanley, Buna (vs. League City Clear Creek) 1957
- 14 Seven players tied

FIELD GOALS ATTEMPTED

- 41 Tommy Jones, Crane (vs. Fort Worth Kirkpatrick) 1969
- 39 Tommy Jones, Crane (vs. Hearne) 1969
- 34 KJ Thomas, Canyon Randall (vs. OC Faith Family) 2023
- 33 Shaquille O'Neal, San Antonio Cole (vs. Hearne) 1989
- 33 John Grammer, Rice Consolidated (vs. Seminole) 1978
- 31 Kyle Rogers, Ferris (vs. Southlake Carroll) 1993
- 30 Russell Coffey, Kountze (vs. Weimar) 1977
- 30 Billy Wilbanks Belton (vs. Seminole) 1959
- 29 Donald Craver, Linden-Kildare (vs. Luling) 1982
- 28 Four players tied

FIELD GOAL PERCENTAGE (MIN. 10 FGA)

- .929 (13-14) Benford Williams, Sweeny (vs. Dimmitt) 1988
- .900 (9-10) Steven Edwards, Clarksville (vs. Crockett) 1998
- .857 (12-14) Lonniel Bluntson, Rice Consolidated (vs. Whitehouse) 1979
- .846 (11-13) Pete Hillin, Buna (vs. Gladewater) 1963
- .818 (9-11) Admon Gilder, Dal. Madison (vs. Abilene Wylie) 2013
- .818 (9-11) Steven Edwards, Clarksville (vs. Stafford) 1998
- .818 (9-11) Robert White, Hearne (vs. Crane) 1969
- .800 Five players tied

THREE-POINT FIELD GOALS MADE

- 7 Admon Gilder, Dal. Madison (vs. Abilene Wylie) 2013
- 7 Kyle Rogers, Ferris (vs. Southlake Carroll) 1993
- 7 Benford Williams, Sweeny (vs. Dimmitt) 1988
- 6 KJ Thomas, Canyon Randall (vs. OC Faith Family) 2023
- 6 Odis Carter Jr., Houston Washington (vs. Boerne) 2023
- 6 Zahad Munford, Dallas Carter (vs. Silsbee) 2018
- 6 Keithan Hancock, Kountze (vs. Midland Greenwood) 2004
- 6 Kyle Rogers, Ferris (vs. Littlefield) 1994
- 6 Ryan Ferguson, Woodville (vs. Southlake Carroll) 1993
- 5 10 players tied

THREE-POINT FIELD GOALS ATTEMPTED

- 20 Kyle Rogers, Ferris (vs. Southlake Carroll) 1993
- 15 KJ Thomas, Canyon Randall (vs. OC Faith Family) 2023
- 15 Lorenzo Phillips, Hou. Yates (vs. Royal) 2013
- 15 Kyle Rogers, Ferris (vs. Littlefield) 1994
- 14 Ryan Ferguson, Woodville (vs. Southlake Carroll) 1993
- 14 Bert Butler, Lamesa (vs. Navasota) 1990
- 13 Admon Gilder, Dal. Madison (vs. Bridgeport) 2015
- 13 Jordan Harris, SA Houston (vs. Dal. Madison) 2014
- 12 Five players tied

THREE-POINT FIELD GOAL PERCENTAGE (MIN. 5 FGA)

- 1.000 (5-5) Brandon Williams, Car. Ranchview (vs. West Orange-Stark) 2006
- .875 (7-8) Admon Gilder, Dal. Madison (vs. Abilene Wylie) 2013
- .875 (7-8) Benford Williams, Sweeny (vs. Dimmitt) 1988
- .857 (6-7) Zahad Munford, Dallas Carter (vs. Silsbee) 2018
- .800 (4-5) Clarence Willard, Lubbock Estacado (vs. Dal. Madison) 2010
- .800 (4-5) Terrius Purvey, Gainesville (vs. Aransas Pass) 2002
- .667 (6-9) Keithan Hancock, Kountze (vs. Midland Greenwood) 2004
- .667 (4-6) Isaiah Jones, OC Faith Family (vs. Wichita Falls Hirsch) 2022
- .667 (4-6) Kyle Searcy, Gainesville (vs. Kountze) 2002
- .667 (4-6) Don Hooks, Waco La Vega (vs. Gainesville) 2000

FREE-THROWS MADE

- 17 Chris Rossow, Freeport Brazosport (vs. Silsbee) 2017
- 16 Tommy Jones, Crane (vs. Hearne) 1969
- 16 Bennie Lenox, Clear Creek (vs. Belton) 1960
- 15 Devon McCain, Silsbee (vs. Dallas Carter) 2018
- 15 Tommy Jones, Crane (vs. FW Kirkpatrick) 1969
- 14 Deon Tavia, Clarksville (vs. Crockett) 1998
- 14 Ryan Dollar, Graham (vs. Sinton) 1996
- 14 Jimmy Cobb, Buna (vs. Seminole) 1960
- 13 John Howell, Dimmit (vs. Hardin-Jefferson) 1967
- 13 Carl Mitchell, Phillips (vs. Webster) 1956

FREE-THROWS ATTEMPTED

- 24 Deon Tavia, Clarksville (vs. Crockett) 1998
- 24 Tommy Jones, Crane (vs. Hearne) 1969
- 20 Chris Rossow, Freeport Brazosport (vs. Silsbee) 2017
- 20 Tommy Jones, Crane (vs. FW Kirkpatrick) 1969
- 18 Devonte Patterson, Bridgeport (vs. Houston Sterling) 2015
- 17 Jarvis Benard, Hardin-Jefferson (vs. Lubbock Estacado) 2009
- 17 Allen Blair, Littlefield (vs. Sinton) 1994
- 17 Bennie Lenox, Clear Creek (vs. Belton) 1960
- 17 Jimmy Cobb, Buna (vs. Seminole) 1960
- 16 Two players tied

FREE-THROW PERCENTAGE (MIN. 5 FTA)

- 1.000 (12-12) Bert Butler, Lamesa (vs. Navasota) 1990
- 1.000 (11-11) James Burke, Buna (vs. Dimmitt) 1961
- 1.000 (10-10) Bradley Holmes, Southlake Carroll (vs. Woodville) 1993
- 1.000 (9-9) Jauron Freeman, La Marque (vs. Dal. Lincoln) 2016
- 1.000 (9-9) Craig Robertson, Wills Point (vs. CC West Oso) 1988
- 1.000 (9-9) Johnny Mayo, Taft (vs. Kountze) 1970
- 1.000 (8-8) Marquis Lewis, CC Miller (vs. Waco La Vega) 2012
- 1.000 (8-8) Tim Clark, Gonzales (vs. Lamesa) 1990
- 1.000 (8-8) Jim Birdwell, Dimmitt (vs. Kountze) 1975
- 1.000 (8-8) Kenneth Johnson, Colorado City (vs. SA Cole) 1968
- 1.000 (7-7) Three players tied

REBOUNDS

- 29 James Cone, Jacksonville (vs. Waxahachie) 1956
- 28 Tommy Jones, Crane (vs. FW Kirkpatrick) 1969
- 26 Shaquille O'Neal, SA Cole (vs. Clarksville) 1989
- 23 Johnny Mayo, Taft (vs. Kountze) 1970
- 23 Bob Begert, Canyon (vs. Dulles) 1963
- 22 James Branon, Kountze (vs. Taft) 1970
- 21 Paul Blanchard, Webster (vs. Waxahachie) 1956
- 20 Four players tied

ASSISTS (SINCE 1990)

- 9 Travis Lisle, Graham (vs. Diboll) 2005
- 9 Jeremy Sims, Ferris (vs. Littlefield) 1994
- 8 Mike Lenoir, Oak Cliff Faith Family (vs. Houston Yates) 2019
- 8 Dylan Arnette, Dallas Carter (vs. Seminole) 2018
- 8 Cameron Bryant, Dal. Madison (vs. Hou. Yates) 2014
- 8 Kyle Searcy, Gainesville (vs. Port Aransas Aransas Pass) 2002
- 8 Don Hooks, Waco La Vega (vs. CC West Oso) 2000
- 8 Jamar Harrison, Madisonville (vs. Seminole) 1995
- 8 Bert Butler, Lamesa (vs. Gonzales) 1990
- 7 Nine players tied

BLOCKS (SINCE 1990)

- 8 Aaron Thompson, Burkburnett (vs. Kennedale) 2008
- 8 Wayne Burton, Car. Ranchview (vs. Dal. Roosevelt) 2006
- 8 Kolin Weaver, Graham (vs. Commerce) 1996
- 6 Steven Edwards, Clarksville (vs. Crockett) 1998
- 6 Kolin Weaver, Graham (vs. Sinton) 1996
- 5 Nine players tied

STEALS (SINCE 1990)

- 9 Admon Gilder, Dal. Madison (vs. SA Houston) 2014
- 8 Charles Sims, Tulia (vs. Crockett) 1998
- 7 Kennedy Milton, Dal. Lincoln (vs. La Marque) 2016
- 7 Ryan Donahoe, Hardin-Jefferson (vs. Tyler Chapel Hill) 2007
- 7 Vincent McNeal, Dal. Roosevelt (vs. Stafford) 2006
- 7 Don Hooks, Waco La Vega (vs. CC West Oso) 2000
- 6 11 players tied

STATE CHAMPIONSHIP RECORDS

Conference 4A Team | For more detailed records visit uiltexas.org/athletics/archives

MOST POINTS SCORED OVERALL

- 104 Silsbee (vs. Dallas Carter) 2018
- 101 Dallas Carter (vs. Silsbee) 2018
- 100 Lamesa (vs. Gonzales) 1990
- 97 Hardin-Jefferson (vs. Stafford) 1991
- 92 Dallas Madison (vs. Abilene Wylie) 2013
- 91 Dallas Madison (vs. Kountze) 1997
- 90 Clarksville (vs. Crockett) 1998
- 89 Silsbee (vs. Freeport Brazosport) 2017
- 89 Silsbee (vs. Levelland) 2016
- 87 Clarksville (vs. Madisonville) 1995

POINTS, SERIES (2 GAMES)

- 184 Silsbee (vs. Dallas Carter) 2018
- 181 Dallas Carter (vs. Silsbee) 2018
- 177 Dallas Madison, 2013
- 172 Hardin-Jefferson, 1991
- 166 Ferris, 1994
- 161 Silsbee, 2016
- 159 Dallas Madison, 2014
- 159 Clarksville, 1995
- 159 Clarksville, 1998
- 158 Everman, 2003

MOST POINTS SCORED IN QUARTER

- 34 Clarksville (vs. Madisonville) 1995
- 33 Silsbee (vs. Freeport Brazosport) 2017
- 32 Gainesville (vs. Kountze) 2002
- 32 Dallas Madison (vs. Kountze) 1997
- 30 Silsbee (vs. Somerset) 2018
- 30 Lamesa (vs. Gonzales) 1990
- 29 Oak Cliff Faith Family (vs. Wichita Falls Hirschi) 2022
- 29 Dallas Carter (vs. Silsbee) 2018
- 29 Burkburnett (vs. South San Antonio West) 2008
- 29 Crockett (vs. Clarksville) 1998

LEAST POINTS ALLOWED (SINCE 1950)

- 21 Corpus Christi West Oso (vs. Dimmitt) 2001
- 29 Hughes Springs (vs. Dimmitt) 1987
- 30 Argyle (vs. Huffman Hargrave) 2021
- 30 Sweeny (vs. Gonzales) 1987
- 30 Buna (vs. Jacksboro) 1962
- 30 San Marcos (vs. Freer) 1955
- 31 Dimmitt (vs. Needville) 1961
- 32 Canyon (vs. Gaston) 1950
- 33 Argyle (vs. Corpus Christi Miller) 2012
- 33 Lake Worth (vs. San Antonio Randolph) 1965

FIELD GOALS MADE

- 44 Lamesa (vs. Gonzales) 1990
- 38 Dallas Carter (vs. Silsbee) 2018
- 36 Dallas Madison (vs. Abilene Wylie) 2013
- 36 Crockett (vs. Clarksville) 1998
- 36 Dallas Madison (vs. Kountze) 1997
- 35 Everman (vs. Aransas Pass) 2003
- 34 Gainesville (vs. Kountze) 2002
- 34 Clarksville (vs. Madisonville) 1995
- 34 Kountze (vs. Weimar) 1977
- 33 Six teams tied

FIELD GOALS ATTEMPTED

- 83 Bastrop (vs. Friona) 1974
- 82 Lamesa (vs. Gonzales) 1990
- 82 Linden-Kildare (vs. Luling) 1982
- 81 Houston Yates (vs. Kennedale) 2014
- 81 Everman (vs. Aransas Pass) 2003
- 81 Van Vleck (vs. Powderly North Lamar) 1981
- 81 Morton (vs. Kountze) 1977
- 80 Taft (vs. Kountze) 1970
- 79 Three teams tied

FIELD GOAL PERCENTAGE

- .646 (31-48) Dallas Carter (vs. Seminole) 2018
- .622 (28-45) Lake Worth (vs. Rockdale) 1966
- .619 (26-42) Buna (vs. Seminole) 1957
- .615 (24-39) Sweeny (vs. Dimmitt) 1988
- .610 (36-59) Dallas Madison (vs. Abilene Wylie) 2013
- .608 (31-51) Waco La Vega (vs. Corpus Christi West Oso) 2000
- .606 (20-33) Dimmitt (vs. Belton) 1960
- .600 (27-45) San Antonio Cole (vs. Clarksville) 1989
- .596 (31-52) Rice Consolidated (vs. Whitehouse) 1979
- .590 (28-47) San Antonio Cole (vs. Van) 1967

THREE-POINT FIELD GOALS MADE

- 13 Oak Cliff Faith Family (vs. Wichita Falls Hirschi) 2022
- 12 Houston Washington (vs. Boerne) 2023
- 11 Dallas Carter (vs. Silsbee) 2018
- 11 Houston Yates (vs. Kennedale) 2014
- 10 Houston Yates (vs. Oak Cliff Faith Family) 2019
- 10 Bridgeport (vs. Houston Sterling) 2015
- 10 Carrollton Ranchview (vs. West Orange-Stark) 2006
- 9 Dallas Madison (vs. Bridgeport) 2015
- 9 Dallas Madison (vs. Abilene Wylie) 2013
- 8 Seven teams tied

THREE-POINT FIELD GOALS ATTEMPTED

- 29 Lubbock Estacado (vs. Hardin-Jefferson) 2009
- 28 Canyon Randall (vs. OC Faith Family) 2023
- 28 Dallas Madison (vs. Bridgeport) 2015
- 28 Houston Yates (vs. Brookshire-Royal) 2013
- 28 Lames (vs. Navasota) 1990
- 27 Houston Yates (vs. Kennedale) 2014
- 27 Lubbock Estacado (vs. Argyle) 2012
- 27 Burkburnett (vs. Mexia) 2011
- 26 Oak Cliff Faith Family (vs. Wichita Falls Hirschi) 2022
- 26 Madisonville (vs. Clarksville) 1995
- 25 Four teams tied

THREE-POINT FIELD GOAL PERCENTAGE (MIN. 10 FGA)

- .636 (7-11) Gainesville (vs. Mexia) 2001
- .611 (11-18) Dallas Carter (vs. Silsbee) 2018
- .600 (12-20) Dallas Carter (vs. Seminole) 2018
- .522 (12-23) Houston Washington (vs. Boerne) 2023
- .500 (13-26) Oak Cliff Faith Family (vs. Wichita Falls Hirschi) 2022
- .500 (7-14) Abilene Wylie (vs. Port Aransas Aransas Pass) 2007
- .500 (6-12) Dallas Lincoln (vs. Silsbee) 2016
- .500 (6-12) Waco La Vega (vs. Gainesville) 2000
- .476 (10-21) Houston Yates (vs. Oak Cliff Faith Family) 2019

FREE-THROWS MADE

- 33 Crane (vs. Hearne) 1969
- 30 Silsbee (vs. Dallas Carter) 2018
- 30 Littlefield (vs. Sinton) 1994
- 29 Southlake Carroll (vs. Woodville) 1993
- 28 Atlanta (vs. Freer) 1955
- 27 Silsbee (vs. Freeport Brazosport) 2017
- 26 Freeport Brazosport (vs. Silsbee) 2017
- 26 Buna (vs. Seminole) 1959
- 26 Belton (vs. Seminole) 1958
- 26 Webster (vs. Bowie) 1957

FREE-THROWS ATTEMPTED

- 47 Crane (vs. Hearne) 1969
- 45 Clarksville (vs. Crockett) 1998
- 44 Littlefield (vs. Sinton) 1994
- 40 Dimmitt (vs. Belton) 1960
- 39 Midlothian Heritage (vs. Freeport Brazosport) 2017
- 39 Dallas Madison (vs. Houston Yates) 2013
- 39 Webster (vs. Waxahachie) 1956
- 38 Freeport Brazosport (vs. Silsbee) 2017
- 37 Belton (vs. Seminole) 1958

FREE-THROW PERCENTAGE (MIN. 10 FTA)

- 1.000 (11-11) La Marque (vs. Dallas Lincoln) 2016
- .929 (13-14) La Marque (vs. Houston Sterling) 2015
- .923 (12-13) Burkburnett (vs. Kennedale) 2008
- .900 (18-20) Wichita Falls Hirschi (vs. Boerne) 2022
- .900 (18-20) Kountze (vs. Dallas Madison) 1997
- .895 (17-19) Bridgeport (vs. Dallas Madison) 2015
- .882 (30-34) Silsbee (vs. Dallas Carter) 2018
- .870 (20-23) Dallas Madison (vs. Stafford) 2009
- .857 (18-21) Kountze (vs. Morton) 1977
- .850 (17-20) Two teams tied

REBOUNDS

- 64 Linden-Kildare (vs. Luling) 1982
- 62 Carrollton Ranchview (vs. West Orange-Stark) 2006
- 62 Commerce (vs. Graham) 1996
- 62 San Augustine (vs. Grand Saline) 1973
- 62 Kountze (vs. Taft) 1970
- 61 Kountze (vs. Hughes Springs) 1970
- 60 Five teams tied

ASSISTS (SINCE 1990)

- 24 Dallas Madison (vs. Abilene Wylie) 2013
- 22 Gainesville (vs. Kountze) 2002
- 20 Burkburnett (vs. South San Antonio West) 2008
- 20 Gainesville (vs. Aransas Pass) 2002
- 20 Clarksville (vs. Stafford) 1998
- 19 Boerne (vs. Houston Washington) 2023
- 19 Dallas Carter (vs. Seminole) 2018
- 19 Dimmitt (vs. Kountze) 2002
- 19 Mexia (vs. Corpus Christi West Oso) 2001
- 19 Clarksville (vs. Crockett) 1998

BLOCKS (SINCE 1990)

- 17 Carrollton Ranchview (vs. Dallas Roosevelt) 2006
- 11 Carrollton Ranchview (vs. West Orange-Stark) 2006
- 10 Burkburnett (vs. Kennedale) 2008
- 9 Oak Cliff Faith Family (vs. Canyon Randall) 2023
- 9 Oak Cliff Faith Family (vs. Wichita Falls Hirschi) 2022
- 9 Freeport Brazosport (vs. Silsbee) 2017
- 9 Mexia (vs. Corpus Christi West Oso) 2001
- 9 Tulia (vs. Sinton) 1997
- 8 Four teams tied

STEALS (SINCE 1990)

- 23 Everman (vs. Tatum) 2003
- 20 Hardin-Jefferson (vs. Tyler Chapel Hill) 2007
- 19 Houston Yates (vs. Brookshire-Royal) 2013
- 19 Burkburnett (vs. South San Antonio West) 2008
- 19 Tulia (vs. Crockett) 1998
- 18 Kountze (vs. Gainesville) 2000
- 17 Everman (vs. Aransas Pass) 2003
- 17 Corpus Christi West Oso (vs. Dimmitt) 2001
- 17 Littlefield (vs. Sinton) 1994
- 16 Six teams tied

STATE CHAMPIONSHIP RECORDS

Conference 3A Individual | For more detailed records visit uiltonxas.org/athletics/archives

POINTS

- 50 Russell Boone, Sweeny (vs. Sundown) 1954
- 39 Jezreel Griffin, Brownfield (vs. Winnie East Chambers) 2016
- 39 Chris Grice, El Maton Tidehaven (vs. China Spring) 1989
- 39 Kelly Jim Duncan, Cayuga (vs. Forreston) 1950
- 39 Sam Tipton, Gruver (vs. Fairfield) 1966
- 39 Russell Boone, Sweeny (vs. Buna) 1954
- 37 Pat Brown, Coppell (vs. Crowell) 1976
- 37 Joe Ballard, Whitewright (vs. Broaddus) 1975
- 36 Four players tied

POINTS, SERIES (2 GAMES)

- 89 Russell Boone, Sweeny, 1954
- 65 Troy House, Ingram Tom Moore, 1990
- 65 Sam Tipton, Gruver, 1966
- 64 A.J. Hill, Peaster, 2000
- 61 Larry Spruiell, Petrolia, 1973
- 61 Sam Tipton, Gruver, 1965
- 59 Larry Spruiell, Petrolia, 1972
- 58 Four players tied

FIELD GOALS MADE

- 22 Russell Boone, Sweeny (vs. Sundown) 1954
- 18 Russell Boone, Sweeny (vs. Buna) 1954
- 17 Larry Spruiell, Petrolia (vs. Kennard) 1973
- 17 Kelly Jim Duncan, Cayuga (vs. Forreston) 1950
- 16 Jezreel Griffin, Brownfield (vs. Winnie East Chambers) 2016
- 16 Terry Teagle, Broaddus (vs. Brazos) 1976
- 16 Sam Tipton, Gruver (vs. Fairfield) 1966
- 15 Seven players tied

FIELD GOALS ATTEMPTED

- 39 Larry Spruiell, Petrolia (vs. Kennard) 1973
- 37 Chris Grice, El Maton Tidehaven (vs. China Spring) 1989
- 34 Sam Tipton, Gruver (vs. Woodsboro) 1965
- 33 Troy House, Ingram Tom Moore (vs. Abernathy) 1990
- 31 Marshall Crawford, Brownsboro (vs. Lorenzo) 1967
- 30 Billy Douglas, La Rue La Poynor (vs. Hull-Daistetta) 1979
- 30 Billy Douglas, La Rue La Poynor (vs. Vega) 1979
- 30 Joe Ballard, Whitewright (vs. Broaddus) 1975
- 30 Sam Tipton, Gruver (vs. Fairfield) 1966
- 29 Charles Smith, Bartlett (vs. Gladewater Sabine) 1980

FIELD GOAL PERCENTAGE (MIN. 10 FGA)

- .938 (15-16) Greg Austin, Troup (vs. Shallowater) 1994
- .938 (15-16) Wade Crook, Sanford-Fritch (vs. Talco) 1964
- .929 (13-14) Nathan Ray, Aspermont (vs. West Sabine) 1968
- .900 (9-10) Scott Gregg, Ponder (vs. Hallettsville) 2010
- .900 (9-10) Sam Burke, Krum (vs. Troup) 1990
- .846 (11-13) Terry Teagle, Broaddus (vs. Crowell)
- .833 (10-12) Jaelyn Nolan, Brownfield (vs. Aransas Pass) 2016
- .800 (12-15) Nicky McCorkle, Archer City (vs. Haskell) 1988
- .800 (8-10) Barry Kemp, Krum (vs. Somerville) 1994
- .786 (11-14) Jerry Joyce, Morton (vs. Pilot Point) 1985

THREE-POINT FIELD GOALS MADE

- 6 Luke Hummel, Brock (vs. White Oak) 2014
- 6 Jeremy Armstrong, Maypearl (vs. Springlake-Earth) 1995
- 5 Hayden James, Brock (vs. Kountze) 2015
- 5 Chase Harris, Ponder (vs. Aransas Pass) 2014
- 5 Ronnel Jordan, SA Cole (vs. Brock) 2012
- 5 Brandon Woodard, Tatum (vs. Melissa) 2011
- 5 Tripp Spivey, Van Vleck (vs. Peaster) 2000
- 5 Sheldon Goethe, Univ. City Randolph (vs. La Rue La Poynor) 1995
- 5 Jeremy Armstrong, Maypearl (vs. La Rue La Poynor) 1995
- 5 Justin Prather, Abernathy (vs. Liberty Hill) 1991

THREE-POINT FIELD GOALS ATTEMPTED

- 16 Tripp Spivey, Van Vleck (vs. Peaster) 2000
- 14 Braxton Boshier, Peaster (vs. San Antonio Cole) 2020
- 14 Tre Ewell, Brock (vs. SA Cole) 2012
- 14 Jarvice Sykes, New Waverly (vs. Tuscola Jim Ned) 2008
- 14 Keith Davis, Italy (vs. Woden) 1997
- 13 Colin Hale, Aransas Pass (vs. Brownfield) 2016
- 13 X'zavious Harrison, New Waverly (vs. Idalou) 2010
- 13 Jeremy Armstrong, Maypearl (vs. La Rue La Poynor) 1995
- 12 Seven players tied

THREE-POINT FIELD GOAL PERCENTAGE (MIN. 5 FGA)

- .800 (4-5) Kaleb Broadstreet, Ponder (vs. Idalou) 2010
- .714 (5-7) Chase Harris, Ponder (vs. Aransas Pass) 2014
- .667 (6-9) Luke Hummel, Brock (vs. White Oak) 2013
- .667 (6-9) Jeremy Armstrong, Maypearl (vs. Springlake-Earth) 1995
- .625 (5-8) Hayden James, Brock (vs. Kountze) 2015
- .625 (5-8) Sheldon Goethe, Univ. City Randolph (vs. La Rue La Poynor) 1995
- .600 (3-5) 11 players tied

FREE-THROWS MADE

- 12 Trey Blackmore, San Antonio Cole (vs. Hitchcock) 2022
- 12 Roy Meyers, Huntington (vs. Paducah) 1974
- 12 Marshall Crawford, Brownsboro (vs. Archer City) 1967
- 12 Franklin McLean, Deer Park (vs. Big Lake) 1956
- 12 Wayne Williams, Dickinson (vs. Buna) 1955
- 11 Richard Hastings, Liberty Hill (vs. Abernathy) 1991
- 11 Billy Douglas, La Rue La Poynor (vs. Hull-Daistetta) 1979
- 11 Larry Spruiell, Pottsboro (vs. Garrison) 1972
- 10 Six players tied

FREE-THROWS ATTEMPTED

- 17 Sam Tipton, Gruver (vs. Woodsboro) 1965
- 16 Brian Hulett, Springlake-Earth (vs. Maypearl) 1995
- 16 Dennis Brand, Brownsboro (vs. Louise) 1961
- 15 Trey Blackmore, San Antonio Cole (vs. Tatum) 2021
- 15 Jeff Chumbley, Shelbyville (vs. Somerville) 1984
- 15 Johnny Stone, Gladewater Sabine (vs. Bartlett) 1980
- 15 Roy Meyers, Huntington (vs. Paducah) 1974
- 15 Bobby Lewis, Italy (vs. West Sabine) 1968
- 15 Marshall Crawford, Brownsboro (vs. Archer City) 1967
- 15 Franklin McLean, Deer Park (vs. Big Lake) 1956

FREE-THROW PERCENTAGE (MIN. 5 FTA)

- 1.000 (11-11) Richard Hastings, Liberty Hill (vs. Abernathy) 1991
- 1.000 (11-11) Larry Spruiell, Pottsboro (vs. Garrison) 1972
- 1.000 (10-10) Clay Cole, Liberty Hill (vs. Morton) 1987
- 1.000 (10-10) Billy Horn, West Sabine (vs. Detroit) 1969
- 1.000 (10-10) Shelby Johnson, Talco (vs. Henrietta) 1964
- 1.000 (9-9) Kyle Fountain, Woden (vs. Italy) 1997
- 1.000 (9-9) Robert Sanders, Shallowater (vs. Archer City) 1981
- 1.000 (8-8) Christopher Whitten, WF City View (vs. Dal. Madison) 2022
- 1.000 (8-8) Kason Pletcher, Mount Vernon (vs. Bowie) 2018
- 1.000 (8-8) Chris Grice, El Maton Tidehaven) 1989

REBOUNDS

- 30 Jesse Williams, Brownsboro (vs. Lorenzo) 1967
- 28 Mark Brezenia, Louise (vs. Italy) 1968
- 26 Joe Paul Tarrant, La Rue La Poynor (vs. Hull-Daistetta) 1979
- 24 John Toole, Troup (vs. Regan County) 1956
- 23 Paul Lamb, Kennard (vs. Petrolia) 1973
- 23 Earl Mitchell, Detroit (vs. Clarendon) 1969
- 23 Dennis Brand, Brownsboro (vs. Bowie) 1961
- 21 Alonzo Moore, Boling (vs. Abernathy) 1980
- 21 Larry Spruiell, Petrolia (vs. Kennard) 1973
- 21 Charles Louis, Clarendon (vs. Itasca) 1970

ASSISTS (SINCE 1990)

- 14 Lance Boxell, Ponder (vs. Grapeland) 2001
- 13 Kris Anderson, White Oak (vs. Winnie East Chambers) 2013
- 10 Isaiiah Boxell, Ponder (vs. Santa Rosa) 2009
- 9 Andrew Morris, Shallowater (vs. New Waverly) 2009
- 9 Lance Boxell, Ponder (vs. Danbury) 2001
- 9 Gary Brown, Beckville (vs. Krum) 1998
- 8 Eight players tied

BLOCKS (SINCE 1990)

- 9 Jamie Kendrick, Troup (vs. Krum) 1994
- 8 Vincent Iwchukwu, San Antonio Cole (vs. Dallas Madison) 2019
- 7 Steven Eldridge, La Rue La Poynor (vs. Univ. City Randolph) 1995
- 6 Levi Yancey, White Oak (vs. Winnie East Chambers) 2013
- 6 Scott Gregg, Ponder (vs. Hallettsville) 2010
- 6 Clayton Busby, Kountze (vs. Whitewright) 2007
- 6 Sedrick Johnson, Arp (vs. SA Cole) 2006
- 6 Ashley Jalufka, Vanderbilt Industrial (vs. Tahoka) 1997
- 6 Ashley Jalufka, Vanderbilt Industrial (vs. Italy) 1997
- 5 Three players tied

STEALS (SINCE 1990)

- 10 Alex McCrary, Brownfield (vs. Winnie East Chambers) 2016
- 8 Damien McDaniel, Hitchcock (vs. Childress) 2023
- 8 Isaiiah Boxell, Ponder (vs. Santa Rosa) 2009
- 6 AB Lozoya, Santa Rosa (vs. Mount Vernon) 2018
- 6 Alex McCrary, Brownfield (vs. Aransas Pass) 2016
- 6 Caleb Carr, White Oak (vs. Idalou) 2012
- 6 Luke Buckner, Idalou (vs. Hallettsville) 2011
- 6 Michael Khoury, Krum (vs. Somerville) 1994
- 6 Gene Arredondo, Ingram Tom Moore (vs. Troup) 1990
- 5 19 players tied

STATE CHAMPIONSHIP RECORDS

Conference 3A Team | For more detailed records visit uiltexas.org/athletics/archives

MOST POINTS SCORED OVERALL

- 97 Troup (vs. Shallowater) 1994
- 92 Kountze (vs. Whitewright) 2007
- 92 Sweeny (vs. Sundown) 1954
- 91 Morton (vs. Bartlett) 1983
- 90 Dallas Madison (vs. Coldspring-Oakhurst) 2020
- 89 West Sabine (vs. Italy) 1968
- 87 Morton (vs. Grandview) 1986
- 85 Huntington (vs. Paducah) 1974
- 84 Three teams tied

POINTS, SERIES (2 GAMES)

- 173 Morton, 1983
- 166 Sweeny, 1954
- 163 Kountze, 2007
- 160 Morton, 1986
- 160 Shelbyville, 1984
- 159 Morton, 1987
- 154 Brock, 2003
- 153 Broaddus, 1976
- 152 Troup, 1994
- 152 Talco, 1964

MOST POINTS SCORED IN QUARTER

- 34 Kountze (vs. Whitewright) 2007
- 34 Morton (vs. Pilot Point) 1985
- 33 Troup (vs. Shallowater) 1994
- 31 San Antonio Cole (vs. Tatum) 2021
- 30 Dallas Madison (vs. Coldspring-Oakhurst) 2020
- 30 Morton (vs. Liberty Hill) 1987
- 30 Huntington (vs. Paducah) 1974
- 29 Five teams tied

LEAST POINTS ALLOWED (SINCE 1951)

- 29 Univ. City Randolph (vs. Childress) 2015
- 31 Childress (vs. Univ. City Randolph) 2015
- 32 Bowie (vs. Mount Vernon) 2018
- 32 Brock (vs. Univ. City Randolph) 2015
- 33 Dallas Madison (vs. San Antonio Cole) 2019
- 34 Ponder (vs. Arp) 2008
- 36 Hitchcock (vs. Hooks) 2023
- 36 Dallas Madison (vs. Brock) 2017
- 36 Llano (vs. Ingleside) 1960
- 37 Three teams tied

FIELD GOALS MADE

- 43 Morton (vs. Grandview) 1986
- 40 Troup (vs. Shallowater) 1994
- 38 West Sabine (vs. Italy) 1968
- 38 Sweeny (vs. Sundown) 1954
- 37 Morton (vs. Pilot Point) 1985
- 37 Broaddus (vs. Whitewright) 1977
- 37 Brownsboro (vs. Lorenzo) 1967
- 36 Four teams tied

FIELD GOALS ATTEMPTED

- 95 Brownsboro (vs. Lorenzo) 1967
- 88 Morton (vs. Grandview) 1986
- 85 LaPoyner LaRue (vs. Hull-Daisetta) 1979
- 83 Ingram Tom Moore (vs. Troup) 1990
- 83 Bartlett (vs. Morton) 1983
- 83 Hempstead (vs. Pottsboro) 1971
- 82 Brookshire-Royal (vs. Shallowater) 1975
- 81 West Sabine (vs. Italy) 1968
- 80 Whitewright (vs. Kountze) 2007
- 80 Italy (vs. Woden) 1997

FIELD GOAL PERCENTAGE

- .641 (25-39) Ponder (vs. Tuscola Jim Ned) 2008
- .635 (40-63) Troup (vs. Shallowater) 1994
- .618 (21-34) Idalou (vs. New Waverly) 2010
- .600 (21-35) Dripping Springs (vs. Gladewater Sabine) 1986
- .591 (26-44) Archer City (vs. Morton) 1987
- .585 (31-53) Little River Academy (vs. Lockney) 1998
- .583 (28-48) Liberty Hill (vs. Paris Chism) 1987
- .583 (21-36) Aspermont (vs. West Sabine) 1968
- .582 (36-82) Grapeland (vs. Little River Academy) 1985
- .580 (36-62) Morton (vs. Somerville) 1984

THREE-POINT FIELD GOALS MADE

- 10 Santa Rosa (vs. Mount Vernon) 2018
- 10 Brock (vs. White Oak) 2013
- 10 Troup (vs. Shallowater) 1994
- 9 Dallas Madison (vs. Brock) 2019
- 9 Brownfield (vs. Winnie East Chambers) 2016
- 9 Tatum (vs. Melissa) 2011
- 8 Seven teams tied

THREE-POINT FIELD GOALS ATTEMPTED

- 36 Santa Rosa (vs. Dallas Madison) 2017
- 34 Santa Rosa (vs. Mount Vernon) 2018
- 33 Van Vleck (vs. Peaster) 2000
- 32 Tatum (vs. San Antonio Cole) 2021
- 31 Maypearl (vs. LaRue LaPoyner) 1995
- 29 New Waverly (vs. Idalou) 2010
- 28 Van Alstyne (vs. Winnie East Chambers) 2016
- 28 Tatum (vs. Idalou) 2011
- 27 Four teams tied

THREE-POINT FIELD GOAL PERCENTAGE (MIN. 10 FGA)

- .600 (6-10) Krum (vs. Beckville) 1998
- .571 (8-14) White Oak (vs. Brock) 2013
- .500 (10-20) Brock (vs. White Oak) 2013
- .500 (8-16) Vanderbilt Industrial (vs. Italy) 1997
- .500 (8-16) Hitchcock (vs. Abernathy) 2003
- .500 (6-12) San Antonio Cole (vs. Tatum) 2021
- .500 (6-12) Liberty Hill (vs. Troup) 1988
- .471 (8-17) Ponder (vs. Idalou) 2010
- .467 (7-15) Jarrell (vs. Shallowater) 2007
- .461 (6-13) Archer City (vs. Liberty Hill) 1988

FREE-THROWS MADE

- 31 San Antonio Cole (vs. Tatum) 2021
- 29 White Oak (vs. Denver City) 1953
- 25 Woden (vs. Italy) 1997
- 25 Pottsboro (vs. Hempstead) 1971
- 25 Big Lake (vs. Deer Park) 1956
- 24 Liberty Hill (vs. Morton) 1987
- 24 Brownsboro (vs. Archer City) 1967
- 23 Gladewater Sabine (vs. Bartlett) 1980
- 23 Woodsboro (vs. Gruver) 1965
- 23 Bovina (vs. Median) 1955

FREE-THROWS ATTEMPTED

- 45 Aspermont (vs. West Sabine) 1968
- 40 Bartlett (vs. Gladewater) 1983
- 38 Brownsboro (vs. Archer City) 1967
- 37 San Antonio Cole (vs. Tatum) 2021
- 37 Gladewater Sabine (vs. Bartlett) 1980
- 37 Winnie East Chambers (vs. Sanford-Fritch) 1964
- 37 Sanford-Fritch (vs. Winnie East Chambers) 1964
- 36 New Waverly (vs. Shallowater) 2009
- 35 Grapeland (vs. Morton) 1985
- 35 Aspermont (vs. Louise) 1968

FREE-THROW PERCENTAGE (MIN. 10 FTA)

- 1.000 (12-12) El Maton Tidehaven (vs. China Spring) 1989
- .900 (9-10) Santa Rosa (vs. Dal. Madison) 2017
- .900 (9-10) Columbus (vs. Boling) 1980
- .900 (9-10) Snook (vs. Huntington) 1974
- .875 (14-16) Liberty Hill (vs. Abernathy) 1991
- .867 (13-15) Coldspring-Oakhurst (vs. Dallas Madison) 2020
- .857 (18-21) Honey Grove (vs. Woodsboro) 1966
- .850 (17-20) Little River Academy (vs. Krum) 1998
- .846 (22-26) West Sabine (vs. Detroit) 1969
- .838 (31-37) San Antonio Cole (vs. Tatum) 2021

REBOUNDS

- 78 Brownsboro (vs. Lorenzo) 1967
- 74 LaPoyner LaRue (vs. Hull-Daisetta) 1979
- 66 Dallas Madison (vs. Santa Rosa) 2017
- 66 Brownsboro (vs. Louise) 1961
- 64 Brookshire-Royal (vs. Shallowater) 1975
- 62 Huntington (vs. Paducah) 1974
- 61 Louise (vs. Clanton) 1968
- 58 Italy (vs. Woden) 1997
- 58 Morton (vs. Bartlett) 1983
- 57 Two teams tied

ASSISTS (SINCE 1990)

- 22 Ponder (vs. Santa Rosa) 2009
- 22 Troup (vs. Shallowater) 1994
- 21 Dallas Madison (vs. Coldspring-Oakhurst) 2020
- 20 Ponder (vs. Hallettsville) 2010
- 20 Whitewright (vs. Kountze) 2007
- 19 Krum (vs. Beckville) 1998
- 18 San Antonio Cole (vs. Peaster) 2020
- 18 Beckville (vs. Krum) 1998
- 17 Three teams tied

BLOCKS (SINCE 1990)

- 9 San Antonio Cole (vs. Dallas Madison) 2019
- 9 Ponder (vs. Aransas Pass) 2014
- 9 Troup (vs. Krum) 1994
- 8 White Oak (vs. Winnie East Chambers) 2013
- 7 Dallas Madison (vs. Wichita Falls City View) 2022
- 7 New Waverly (vs. Shallowater) 2009
- 7 Kountze (vs. Whitewright) 2007
- 7 Tahoka (vs. Ponder) 2006
- 7 Vanderbilt Industrial (vs. Tahoka) 1997
- 7 La Rue La Poyner (vs. Univ. City Randolph) 1995
- 6 13 teams tied

STEALS (SINCE 1990)

- 20 Brownfield (vs. Aransas Pass) 2016
- 19 Brownfield (vs. Winnie East Chambers) 2016
- 18 Hitchcock (vs. Abernathy) 2003
- 17 Kountze (vs. Tuscola Jim Ned) 2005
- 17 Ponder (vs. Grapeland) 2001
- 17 Vanderbilt Industrial (vs. Winnie East Chambers) 1996
- 17 Krum (vs. Winnie East Chambers) 1996
- 16 Hallettsville (vs. Ponder) 2010
- 16 Ponder (vs. Danbury) 2001
- 16 Italy (vs. Woden) 1997

STATE CHAMPIONSHIP RECORDS

Conference 2A Individual | For more detailed records visit uiltexas.org/athletics/archives

POINTS

- 43 John Ray Godfrey, Aspermont (vs. Snook) 1962
- 43 George Scott, McAdoo (vs. Wink) 1960
- 42 Jimmy Moore, Frankston (vs. Meadow) 1964
- 41 LaMarcus Penigar, Clarendon (vs. Lipan) 2022
- 38 Darian Tusie, Dime Box (vs. Laneville) 1992
- 38 Chuck Hall, Krum (vs. Hedley) 1977
- 38 Paul Pendergrass, Meadow (vs. Graford) 1965
- 37 Patrick Walker, Grapeland (vs. Muenster) 2014
- 37 Jeremiah Jefferson, Dallas Triple A Academy (vs. EP Harmony) 2013
- 36 Angel Bullock, Big Sandy (vs. Schulenburg) 2015
- 36 Robert Tovar, Moulton (vs. Graford) 2000

POINTS, SERIES (2 GAMES)

- 70 Jimmy Moore, Frankston, 1964
- 67 John Ray Godfrey, Aspermont, 1962
- 66 Angel Bullock, Dallardsville Big Sandy, 2015
- 66 Jeremiah Jefferson, Dallas Triple A Academy 2013
- 63 Kainon Irons, Clyde Eula, 2011
- 63 Robert Tovar, Moulton, 2000
- 71 Lance Hendrick, Santo, 1990
- 60 Bryan Barnes, Paducah, 1988
- 58 Jarrod Fisher, Sudan, 1995
- 57 Two players tied

FIELD GOALS MADE

- 18 Jimmy Moore, Frankston (vs. McAdoo) 1964
- 17 John Ray Godfrey, Aspermont (vs. Snook) 1962
- 16 Paul Pendergras, Meadow (vs. Graford) 1965
- 16 George Scott, McAdoo (vs. Wink) 1960
- 15 Jeremiah Jefferson, Dallas Triple A Academy (vs. EP Harmony) 2013
- 15 Robert Tovar, Moulton (vs. Goodrich) 1998
- 15 Jarrod Fisher, Sudan (vs. Avinger) 1995
- 15 Mike Junek, Snook (vs. Krum) 1979
- 15 John Bragg, Frankston (vs. Santa Rosa) 1961
- 15 Oscar Williams, Livingston Big Sandy (vs. Meadow) 1957

FIELD GOALS ATTEMPTED

- 37 Darian Tusie, Dime Box (vs. Laneville) 1992
- 36 Patrick Walker, Grapeland (vs. Muenster) 2014
- 36 George Scott, McAdoo (vs. Wink) 1960
- 35 Dick Davis, Deweyville (vs. Channing) 1966
- 34 Paul Pendergrass, Meadow (vs. Graford) 1965
- 34 Jimmy Moore, Frankston (vs. McAdoo) 1964
- 34 Eddie Trice, Hawley (vs. Hutto) 1964
- 31 Jeremiah Jefferson, Dallas Triple A Academy (vs. EP Harmony) 2013
- 30 Bryan Barnes, Paducah (vs. Livingston Big Sandy) 1988
- 29 Dan Peterson, Hutto (vs. Frankston) 1961

FIELD GOAL PERCENTAGE (MIN. 10 FGA)

- .875 (14-16) Will Flemons, Paducah (vs. Livingston Big Sandy) 1988
- .867 (13-15) Jalin Conyers, Stinnett West Texas (vs. Shelbyville) 2018
- .857 (12-14) Jalin Conyers, Gruver (vs. Martin's Mill) 2019
- .833 (10-12) LaKendric Hyson, Mumford (vs. Dallas Triple A Academy) 2013
- .833 (10-12) Will Flemons, Paducah (vs. Livingston Big Sandy) 1987
- .818 (9-11) Jeff Foy, Anderson-Shiro (vs. Roby) 1996
- .818 (9-11) Clint Thomas, Snook (vs. Nacogdoches Central Heights) 1983
- .818 (9-11) Clint Thomas, Snook (vs. Waco Midway) 1981
- .818 (9-11) David Gray, Spade (vs. Brock) 1973
- .800 (8-10) Keith Copp, Krum (vs. West Lamar) 1979

THREE-POINT FIELD GOALS MADE

- 9 Darian Tusie, Dime Box (vs. Laneville) 1992
- 7 Patrick Walker, Grapeland (vs. Muenster) 2014
- 6 LaMarcus Penigar, Clarendon (vs. Lipan) 2022
- 6 Jonah Villanueva, Stinnett West Texas (vs. Thorndale) 2018
- 6 Angel Bullock, Big Sandy (vs. Canadian) 2015
- 5 11 players tied

THREE-POINT FIELD GOALS ATTEMPTED

- 25 Darian Tusie, Dime Box (vs. Laneville) 1992
- 20 Patrick Walker, Grapeland (vs. Muenster) 2014
- 15 Davis Moore, Martin's Mill (vs. Canadian) 2015
- 15 Angel Bullock, Big Sandy (vs. Canadian) 2015
- 14 Billy Duncan, Cayuga (vs. Bronte) 2010
- 13 Johnny Gaines, Clarendon (vs. Tenaha) 2011
- 13 Dakota Rawls, Bronte (vs. Cayuga) 2010
- 13 Anthony Weeks, Moulton (vs. Brookeland) 2000
- 11 Three players tied

THREE-POINT FIELD GOAL PERCENTAGE (MIN. 5 FGA)

- .800 (4-5) Billy Duncan, Cayuga (vs. Spurger) 2010
- .714 (5-7) Jordan Boykins, Shelbyville (vs. Gruver) 2019
- .667 (4-6) Radonte Edwards, Clarksville (vs. Mumford) 2012
- .667 (4-6) Octavius Griffith, Tenaha (vs. Clarendon) 2011
- .667 (4-6) Daniel Ellison, Normangee (vs. Morton) 2004
- .600 (6-10) LaMarcus Penigar, Clarendon (vs. Lipan) 2022
- .600 (6-10) Jonah Villanueva, Stinnett West Texas (vs. Thorndale) 2018
- .600 (3-5) Riley Chipman, Grapeland (vs. Muenster) 2017
- .600 (3-5) Tanner Schafer, Canadian (vs. Munster) 2016
- .571 (4-7) David Farmer, Brock (vs. Nazareth) 2002
- .556 (5-9) Three times

FREE-THROWS MADE

- 16 Ken Miller, Kyle (vs. Waco Midway) 1959
- 15 Jimmy Street, LaPoyner LaRue (vs. Snook) 1972
- 13 Ronnie Lemley, Graford (vs. Meadow) 1965
- 13 Sam Marshall, Krum (vs. Kyle) 1956
- 12 Roger Skelton, Channing (vs. Deweyville) 1966
- 12 Mac Hooten, Alba-Golden (vs. Deweyville) 1966
- 12 Kermit Decker, Hutto (vs. Stinnett) 1953
- 11 Seven players tied

FREE-THROWS ATTEMPTED

- 17 Mac Hooten, Alba-Golden (vs. Deweyville) 1966
- 16 Terrell Hart, Calvert (vs. Robert Lee) 1995
- 16 Larry Cumby, LaPoyner LaRue (vs. Brock) 1973
- 16 Carl Henry, Waco Midway (vs. Natalia) 1960
- 16 Ken Miller, Kyle (vs. Waco Midway) 1959
- 16 Sam Marshall, Krum (vs. Kyle) 1956
- 15 Five players tied

FREE-THROW PERCENTAGE (MIN. 5 FTA)

- 1.000 (16-16) Ken Miller, Kyle (vs. Waco Midway) 1959
- 1.000 (15-15) Jimmy Street, LaPoyner LaRue (vs. Snook) 1972
- 1.000 (10-10) Curtis Steger, LaRue LaPoyner (vs. Snook) 1985
- 1.000 (10-10) Jimmy Powell, Avinger (vs. Krum) 1978
- 1.000 (10-10) Chuck Hall, Krum (vs. Hedley) 1977
- 1.000 (9-9) Dion Mack, Mumford (vs. Muenster) 2014
- 1.000 (9-9) Darin Benford, Snook (vs. Nacogdoches Central Heights) 1983
- 1.000 (8-8) Six players tied

REBOUNDS

- 27 Jimmy Moore, Frankston (vs. Hawley) 1964
- 26 Lyndon Cook, Muenster (vs. Grapeland) 2014
- 26 Lyndon Cook, Muenster (vs. Mumford) 2014
- 26 John Bragg, Frankston (vs. Santa Rosa) 1961
- 25 Jarrod Fisher, Sudan (vs. Calvert) 1995
- 22 Corey Barnes, Laneville (vs. Brock) 1993
- 22 Benny Flournoy, Leggett (vs. Avinger) 1977
- 21 Leon Chapman, Laneville (vs. Krum) 1956
- 20 Eight players tied

ASSISTS (SINCE 1990)

- 10 Cameron Copley, Canadian (vs. Big Sandy) 2015
- 9 Jay Buckley, Shelbyville (vs. Hearne) 2019
- 9 Jacob Villanueva, Roscoe (vs. Tenaha) 2009
- 9 Michael Parker, Santo (vs. Brookeland) 1990
- 8 Cameron Copley, Canadian (vs. Martin's Mill) 2015
- 7 Nine players tied

BLOCKS (SINCE 1990)

- 7 Lance Chambers, Wortham (vs. Brock) 1997
- 7 Jeff Foy, Anderson-Shiro (vs. Avinger) 1996
- 6 Rene Vital, Stratford (vs. Evadale) 2001
- 6 Robert Tovar, Moulton (vs. Lipan) 1998
- 6 Brandon Garrett, Goodrich (vs. Gruver) 1998
- 6 Lance Chambers, Wortham (vs. Nazareth) 1997
- 5 Five players tied

STEALS (SINCE 1990)

- 8 Malcome Kennedy, Cayuga (vs. Spurger) 2010
- 7 Brandon Irwin, Thorndale (vs. New Deal) 2007
- 7 Robert Tovar, Moulton (vs. Goodrich) 1998
- 6 Eight players tied

STATE CHAMPIONSHIP RECORDS

Conference 2A Team | For more detailed records visit uiltexas.org/athletics/archives

MOST POINTS SCORED OVERALL

- 99 Paducah (vs. Livingston Big Sandy) 1988
- 96 Snook (vs. Meadow) 1969
- 92 Kennard (vs. Prairie Valley) 1968
- 90 Dallas Triple A Academy (vs. El Paso Harmony Science) 2013
- 89 Sudan (vs. Avinger) 1995
- 89 Snook (vs. Meadow) 1965
- 88 Hutto (vs. Wall) 1964
- 87 Moulton (vs. Graford) 2000
- 86 Mumford (vs. San Augustine) 2013
- 85 Evant (vs. Rankin) 1954

POINTS, SERIES (2 GAMES)

- 170 Dallas Triple A Academy, 2013
- 163 Sudan, 1995
- 161 Paducah, 1988
- 157 Ladonia Fannindel, 1989
- 150 Shelbyville, 2019
- 149 Santo, 1990
- 149 Cayuga, 1954
- 148 Cayuga, 2010
- 148 McAdoo, 1964
- 147 Calvert, 1995

MOST POINTS SCORED IN QUARTER

- 42 Snook (vs. Meadow) 1969
- 34 Sudan (vs. Avinger) 1995
- 31 Shelbyville (vs. Hearne) 2019
- 31 Paducah (vs. Livingston Big Sandy) 1988
- 30 Moulton (vs. Graford) 2000
- 29 Clarendon (vs. Lipan) 2022
- 29 Brookeland (vs. Santo) 1990
- 29 Ladonia Fannindel (vs. Moulton) 1989
- 29 Snook (vs. Meadow) 1965
- 28 Five teams tied

LEAST POINTS ALLOWED (SINCE 1951)

- 19 Slidell (vs. Balmorhea) 1952
- 23 Big Sandy (vs. Hempstead) 1952
- 25 Martin's Mill (vs. Clyde Eula) 2007
- 25 Agua Dulce (vs. Big Sandy) 1958
- 27 Snook (vs. Midland Greenwood) 1981
- 28 Snook (vs. Valley) 1983
- 29 Hempstead (vs. Slidell) 1952
- 30 Four teams tied

FIELD GOALS MADE

- 43 Paducah (vs. Livingston Big Sandy) 1988
- 39 Snook (vs. Meadow) 1969
- 39 Cayuga (vs. Kyle) 1958
- 38 Sudan (vs. Avinger) 1995
- 38 Waco Midway (vs. Sands) 1970
- 38 Kennard (vs. Prairie Valley) 1968
- 36 Moulton (vs. Graford) 2000
- 36 Fannindel (vs. Clyde Eula) 1989
- 36 Snook (vs. Meadow) 1964
- 36 Evant (vs. Rankin) 1954

FIELD GOALS ATTEMPTED

- 88 Dallas Triple A Academy (vs. El Paso Harmony Science) 2013
- 83 Little Cypress-Mauriceville (vs. Aspermont) 1961
- 82 Moulton (vs. Graford) 2000
- 82 Kyle (vs. Van Horn) 1956
- 80 Calvert (vs. Sudan) 1995
- 79 Cayuga (vs. Bronte) 2010
- 78 Tenaha (vs. Roscoe) 2009
- 78 Brookeland (vs. Richards) 1976
- 77 Chireno (vs. Krum) 1971
- 76 Four teams tied

FIELD GOAL PERCENTAGE

- .643 (36-56) Snook (vs. Meadow) 1965
- .634 (26-41) Stinnett West Texas (vs. Shelbyville) 2018
- .634 (26-41) Snook (vs. Midland-Greenwood) 1982
- .625 (30-48) Archer City (vs. Livingston Big Sandy) 1986
- .613 (38-62) Sudan (vs. Avinger) 1995
- .612 (30-49) Paducah (vs. Livingston Big Sandy) 1987
- .605 (26-43) Avinger (vs. Nazareth) 1996
- .605 (23-38) Nazareth (vs. Laneville) 1994
- .605 (23-38) Waco Midway (vs. Avinger) 1981
- .600 (30-50) Muenster (vs. Clarendon) 2017

THREE-POINT FIELD GOALS MADE

- 12 Martin's Mill (vs. Canadian) 2015
- 10 Brock (vs. Nazareth) 2002
- 10 Brock (vs. Laneville) 1993
- 9 Mumford (vs. San Augustine) 2013
- 9 Cayuga (vs. Bronte) 2010
- 9 Nazareth (vs. Moulton) 1997
- 8 Six teams tied

THREE-POINT FIELD GOALS ATTEMPTED

- 36 Cayuga (vs. Bronte) 2010
- 35 Grapeland (vs. Muenster) 2014
- 35 Tenaha (vs. Roscoe) 2009
- 30 Big Sandy (vs. Muenster) 2016
- 30 Big Sandy (vs. Canadian) 2015
- 29 Martin's Mill (vs. Canadian) 2015
- 29 El Paso Harmony Science (vs. Dallas Triple A Academy) 2013
- 27 Muenster (vs. Mumford) 2014
- 25 Brock (vs. Kennard) 2002
- 25 Nazareth (vs. Lipan) 1994

THREE-POINT FIELD GOAL PERCENTAGE (MIN. 10 FGA)

- .636 (7-11) Shelbyville (vs. Gruver) 2019
- .636 (7-11) Santo (vs. Moulton) 1990
- .583 (7-12) Cayuga (vs. Spurger) 2010
- .545 (6-11) Moulton (vs. Goodrich) 1998
- .500 (8-16) Clarendon (vs. Lipan) 2022
- .500 (6-12) Clarendon (vs. Thorndale) 2017
- .500 (5-10) Tenaha (vs. Clarendon) 2011
- .467 (7-15) Clarksville (vs. Mumford) 2012
- .462 (6-13) Thorndale (vs. White Deer) 2008
- .450 (9-20) Mumford (vs. San Augustine) 2013

FREE-THROWS MADE

- 27 LaPoyner LaRue (vs. Snook) 1972
- 27 Hutto (vs. Stinnett) 1953
- 25 Moulton (vs. Tenaha) 1991
- 24 Avinger (vs. Hedley) 1977
- 24 Kyle (vs. Waco Midway) 1959
- 24 Krum (vs. Central Pollock) 1956
- 24 Krum (vs. Kyle) 1956
- 24 Kyle (vs. Krum) 1956
- 23 Three teams tied

FREE-THROWS ATTEMPTED

- 37 Stinnett West Texas (vs. Shelbyville) 2018
- 37 Krum (vs. Central Pollock) 1956
- 34 West Lamar (vs. Snook) 1980
- 34 Kyle (vs. Huntington) 1962
- 34 Kyle (vs. Krum) 1956
- 33 Moulton (vs. Tenaha) 1991
- 33 LaPoyner LaRue (vs. Snook) 1972
- 32 Six teams tied

FREE-THROW PERCENTAGE (MIN. 10 FTA)

- .941 (16-17) Avinger (vs. Krum) 1978
- .917 (11-12) Danbury (vs. Waco Midway) 1960
- .909 (10-11) Nazareth (vs. Snook) 1984
- .900 (9-10) Moulton (vs. Santo) 1990
- .885 (23-26) Bedias (vs. Lipan) 1959
- .875 (14-16) Thorndale (vs. Canadian) 2016
- .875 (14-16) Paducah (vs. Livingston Big Sandy) 1987
- .875 (14-16) Snook (vs. Nacogdoches Central Heights) 1983
- .864 (19-22) Canadian (vs. Martin's Mill) 2015
- .857 (24-28) Kyle (vs. Waco Midway) 1959

REBOUNDS

- 77 Frankston (vs. Santa Rosa) 1961
- 65 Richards (vs. Brookeland) 1976
- 64 Dallas Triple A Academy (vs. El Paso Harmony Science) 2013
- 61 Frankston (vs. Hawley) 1964
- 60 Snook (vs. Santa Rosa) 1962
- 60 Little Cypress-Mauriceville (vs. Aspermont) 1961
- 59 East Mountain (vs. Kyle) 1960
- 58 Henrietta Midway (vs. Natalia) 1960
- 57 Kyle (vs. Gilmer East Mountain) 1959
- 56 Two teams tied

ASSISTS (SINCE 1990)

- 23 Santo (vs. Brookeland) 1990
- 21 Moulton (vs. Graford) 2000
- 19 La Rue La Poyner (vs. Flatonia) 2023
- 18 Canadian (vs. Big Sandy) 2015
- 18 Moulton (vs. Santo) 1990
- 17 Moulton (vs. Goodrich) 1998
- 16 Lipan (vs. Tenaha) 2003
- 16 Sudan (vs. Avinger) 1995
- 16 Brookeland (vs. Santo) 1990
- 15 Seven teams tied

BLOCKS (SINCE 1990)

- 10 Wortham (vs. Brock) 1997
- 9 Normangee (vs. Morton) 2004
- 8 San Antonio Stacey (vs. Plains) 2009
- 8 Wortham (vs. Nazareth) 1997
- 8 Avinger (vs. Nazareth) 1996
- 7 Anderson-Shiro (vs. Avinger) 1996
- 7 Santo (vs. Brookeland) 1990
- 6 Five teams tied

STEALS (SINCE 1990)

- 23 Clarksville (vs. Olton) 2012
- 20 Cayuga (vs. Spurger) 2010
- 20 Moulton (vs. Graford) 2000
- 19 Troup (vs. Amarillo Highland Park) 1993
- 18 Big Sandy (vs. Schulenburg) 2015
- 16 Clarendon (vs. LaRue LaPoyner) 2022
- 16 Brookeland (vs. Happy) 2000
- 16 Moulton (vs. Vega) 1990
- 15 Seven teams tied

STATE CHAMPIONSHIP RECORDS

Conference 1A Individual | For more detailed records visit uiltexas.org/athletics/archives

POINTS

- 43 Zac Tabor, Graford (vs. Lenorah Grady) 2012
- 38 Darian Tusie, Dime Box (vs. Laneville) 1992
- 36 Grayson Rigdon, Benjmain (vs. Graford) 2023
- 36 Aaron Gutierrez, Texline (vs. Graford) 2015
- 32 Joe Johnson, Leggett (vs. Lenorah Grady) 2010
- 31 Aaron Gutierrez, Texline (vs. Lenorah Grady) 2015
- 30 Dontavious Harris, Laneville (vs. Cumby Miller Grove) 2014
- 30 Kerwin Rawls, Bronte (vs. Roxton) 2011
- 29 Bransen Richards, Lenorah Grady (vs. Graford) 2012
- 29 Carlious Owens, Oakwood (vs. Nazareth) 2003

POINTS, SERIES (2 GAMES)

- 67 Aaron Gutierrez, Texline, 2015
- 57 Zac Tabor, Graford, 2012
- 57 Joe Henderson, Goodrich, 2001
- 49 Marcus Anderson, Laneville 2008
- 45 Quinton Walker, Roxton, 2013
- 44 Jared Lane, Elkhart Slocum, 2009
- 42 Bryce Westbrook, Douglass, 2013
- 42 Dustin Schulte, Nazareth, 2007
- 41 Eric Shilling, Nazareth, 2003
- 40 Deshune Williams, Goodrich, 2008

FIELD GOALS MADE

- 14 Aaron Gutierrez, Texline (vs. Graford) 2015
- 14 Joe Henderson, Goodrich (vs. Evadale) 2001
- 13 Aaron Gutierrez, Texline (vs. Lenorah Grady) 2015
- 13 Randy McGowen, Goodrich (vs. Nazareth) 2002
- 12 Chance Helms, Texline (vs. Roxton) 2013
- 12 Joe Johnson, Leggett (vs. Lenorah Grady) 2010
- 12 Eric Schilling, Nazareth (vs. Goodrich) 2002
- 11 Eight players tied

FIELD GOALS ATTEMPTED

- 30 Cory Chopp, Calvert (vs. Lenorah Grady) 2015
- 30 Zac Tabor, Graford (vs. Lenorah Grady) 2012
- 29 Taylor Niehues, Garden City (vs. Laneville) 2007
- 28 Grayson Rigdon, Benjmain (vs. Graford) 2023
- 27 Beau Lucas, Lenorah Grady (vs. Calvert) 2015
- 27 Joe Johnson, Leggett (vs. Lenorah Grady) 2010
- 24 Four players tied

FIELD GOAL PERCENTAGE (MIN. 10 FGA)

- .875 (14-16) Joe Henderson, Goodrich (vs. Evadale) 2001
- .818 (9-11) Colin Roberts, Graford (vs. Jayton) 2023
- .813 (13-16) Randy McGowen, Goodrich (vs. Nazareth) 2002
- .786 (11-14) Patrick Covington, Cumby Miller Grove (vs. Laneville) 2014
- .750 (9-12) Mark Carey, Laneville (vs. Garden City) 2007
- .733 (11-15) Kerwin Rawls, Bronte (vs. Roxton) 2011
- .727 (8-11) Jake Gerber, Nazareth (vs. Gail Borden County) 2018
- .727 (8-11) Casey Riddle, Lipan (vs. Morton) 2005
- .700 (7-10) Braeden Jones, Lenorah Grady (vs. Calvert) 2015
- .700 (7-10) Trey McGruder, Paducah (vs. Waelder) 2011

THREE-POINT FIELD GOALS MADE

- 8 Dontavious Harris, Laneville (vs. Cumby Miller Grove) 2014
- 7 Layton Sharp, Lipan (vs. Leggett) 2018
- 6 Beau Lucas, Lenorah Grady (vs. Calvert) 2015
- 6 Andrew Hastings, Paducah (vs. Bronte) 2011
- 5 Wanya Jones, Coolidge (vs. Lenorah Grady) 2016
- 5 Braeden Jones, Lenorah Grady (vs. Calvert) 2015
- 5 Reed Westbrook, Douglass (vs. Roxton) 2013
- 5 Lester Green, Roxton (vs. Bronte) 2011
- 5 Jared Lane, Elkhart Slocum (vs. Nazareth) 2009

THREE-POINT FIELD GOALS ATTEMPTED

- 25 Darian Tusie, Dime Box (vs. Laneville) 1992
- 16 Beau Lucas, Lenorah Grady (vs. Calvert) 2015
- 15 Grayson Rigdon, Benjmain (vs. Graford) 2023
- 15 Lester Green, Roxton (vs. Bronte) 2011
- 14 Dontavious Harris, Laneville (vs. Cumby Miller Grove) 2014
- 14 Cory Hemphill, Paducah (vs. Lipan) 2005
- 13 Seven players tied

THREE-POINT FIELD GOAL PERCENTAGE (MIN. 5 FGA)

- .833 (5-6) Braeden Jones, Lenorah Grady (vs. Calvert) 2015
- .667 (4-6) Nathaneal Van Dijk, Nazareth (vs. Lipan) 2018
- .667 (4-6) Lester Green, Roxton (vs. Douglass) 2013
- .667 (4-6) Kerwin Rawls, Bronte (vs. Roxton) 2011
- .600 (3-5) Sean Stanaland, Jayton (vs. Graford) 2023
- .600 (3-5) Easton Vanover, Slidell (vs. Jayton) 2020
- .600 (3-5) Brock Demere, Water Valley (Douglass) 2013
- .600 (3-5) Shane Teague, Lenorah Grady (vs. Leggett) 2010
- .600 (3-5) Nicky Rowland, Nazareth (vs. Leggett) 2009
- .583 (7-12) Layton Sharp, Lipan (vs. Leggett) 2018

FREE-THROWS MADE

- 19 Zac Tabor, Graford (vs. Lenorah Grady) 2012
- 12 Bransen Richards, Lenorah Grady (vs. Graford) 2012
- 11 Grayson Rigdon, Benjmain (vs. Graford) 2023
- 11 Nathaniel Williams, Jayton (vs. Tilden McMullen County) 2023
- 11 Cole Avery, Lenorah Grady (vs. Calvert) 2015
- 9 Jared Lane, Elkhart Slocum (vs. Lipan) 2009
- 7 Six players tied

FREE-THROWS ATTEMPTED

- 23 Zac Tabor, Graford (vs. Lenorah Grady) 2012
- 17 Cole Avery, Lenorah Grady (vs. Calvert) 2015
- 15 Grayson Rigdon, Benjmain (vs. Graford) 2023
- 15 Bransen Richards, Lenorah Grady (vs. Graford) 2012
- 13 Nathaniel Williams, Jayton (vs. Tilden McMullen County) 2023
- 12 Aaron Hernandez, Jayton (vs. Slidell) 2019
- 12 Reed Westbrook, Douglass (vs. Roxton) 2013
- 12 Joe Henderson, Goodrich (vs. Evadale) 2001
- 11 Brock Harwell, Slidell (vs. Texline) 2021
- 11 Grayson Early, Avinger (vs. Happy) 2016

FREE-THROW PERCENTAGE (MIN. 5 FTA)

- 1.000 (7-7) Quinton Tabor, Graford (vs. Texline) 2015
- 1.000 (6-6) Desond Chism, Avinger (vs. Lenorah Grady) 2016
- 1.000 (6-6) Cole Avery, Lenorah Grady (vs. Texline) 2015
- 1.000 (5-5) Zac Tabor, Graford (vs. Calvert) 2012
- .900 (9-10) Jared Lane, Elkhart Slocum (vs. Lipan) 2009
- .888 (8-9) Casey Riddle, Lipan (vs. Morton) 2005
- .875 (7-8) Zacheaus Williams, Calvert (vs. Lenorah Grady) 2015
- .875 (7-8) Stephen Pace, Rule (vs. Laneville) 2008
- .875 (7-8) David Farmer, Brock (vs. Nazareth)
- .833 (5-6) Three players tied

REBOUNDS

- 22 Leonard Benning, Graford (vs. Lenorah Grady) 2012
- 21 Slayton Pruett, Slidell (vs. Jayton) 2019
- 21 Lonnie Hurd, Paducah (vs. Waelder) 2011
- 20 Aaron Gutierrez, Texline (vs. Roxton) 2013
- 19 Tyrone Huffman, Calvert (vs. Roxton) 2012
- 17 Carter Laramore, Texline (vs. Graford) 2015
- 17 Zacheaus Williams, Calvert (vs. Lenorah Grady) 2015
- 17 Leonard Benning, Graford (vs. Calvert) 2012
- 17 Trey McGruder, Paducah (vs. Waelder) 2011
- 16 Four players tied

ASSISTS

- 11 Connor Copley, Water Valley (vs. Laneville) 2014
- 9 Colton Luther, Texline (vs. Slidell) 2021
- 7 Shaw Heritage, Tilden McMullen County (vs. Jayton) 2023
- 7 Garrett Thompson, Paducah (vs. Waelder) 2011
- 7 Dakota Rawls, Bronte (vs. Roxton) 2011
- 7 Kerwin Rawls, Bronte (vs. Roxton) 2011
- 7 Nick Winford, Lenorah Grady (vs. Neches) 2004
- 6 Seven players tied

BLOCKS

- 8 Lonnie Hurd, Paducah (vs. Waelder) 2011
- 8 Gerrayton Carey, Laneville (vs. Rule) 2008
- 8 Akemo Wright, Goodrich (vs. Paducah) 2008
- 6 Lester Green, Roxton (vs. Calvert) 2012
- 6 Gerrayton Carey, Laneville (vs. Garden City) 2007
- 6 Kevin Henderson, Goodrich (vs. Nazareth) 2007
- 5 Colin Roberts, Graford (vs. Jayton) 2023
- 5 Slayton Pruett, Slidell (vs. Jayton) 2020
- 5 Slayton Pruett, Slidell (vs. Jayton) 2019
- 5 Justin Hampton, Paducah (vs. Lipan) 2005

STEALS

- 8 Gerrayton Carey, Laneville (vs. Rule) 2008
- 7 Will Luther, Texline (vs. Graford) 2022
- 7 Josh Venson, Goodrich (vs. Evadale) 2001
- 6 Santana Martinez, Lipan (vs. Leggett) 2018
- 6 Hayden Gerber, Nazareth (vs. Water Valley) 2014
- 6 Cameron Copley, Water Valley (vs. Nazareth) 2014
- 6 Joe Johnson, Leggett (vs. Lenorah Grady) 2010
- 5 14 players tied

STATE CHAMPIONSHIP RECORDS

Conference 1A Team | For more detailed records visit uiltexas.org/athletics/archives

MOST POINTS SCORED OVERALL

80 Bronte (vs. Roxton) 2011
77 Lipan (vs. Leggett) 2018
76 Lenorah Grady (vs. Calvert) 2015
76 Texline (vs. Grafard) 2015
76 Texline (vs. Lenorah Grady) 2015
76 Calvert (vs. Roxton) 2012
75 Calvert (vs. Lenorah Grady) 2015
74 Grafard (vs. Lenorah Grady) 2012
71 Roxton (vs. Texline) 2013
69 Nazareth (vs. Oakwood) 2003

POINTS, SERIES (2 GAMES)

152 Texline, 2015
139 Calvert, 2012
131 Lenorah Grady, 2015
131 Roxton, 2013
126 Lipan, 2018
126 Water Valley, 2014
122 Goodrich, 2001
120 Nazareth, 2003
117 Laneville, 2008
116 Two teams tied

MOST POINTS SCORED IN QUARTER

28 Texline (vs. Lenorah Grady) 2015
28 Grafard (vs. Lenorah Grady) 2012
25 Grafard (vs. Benjamin) 2023
25 Texline (vs. Grafard) 2015
25 Water Valley (vs. Laneville) 2014
25 Calvert (vs. Grafard) 2012
24 Lipan (vs. Leggett) 2018
24 Lipan (vs. Paducah) 2005
23 Calvert (vs. Roxton) 2012
23 Nazareth (vs. Oakwood) 2003

LEAST POINTS ALLOWED

27 Happy (vs. Gail Borden County) 2017
27 Slocum (vs. Nazareth) 2009
28 Slidell (vs. Jayton) 2020
30 Paducah (vs. Bronte) 2011
30 Grafard (vs. Calvert) 2022
31 Paducah (vs. Waelder) 2011
32 Calvert (vs. Grafard) 2022
36 Slidell (vs. Jayton) 2019
36 Avinger (vs. Lenorah Grady) 2016
37 Three teams tied

FIELD GOALS MADE

33 Calvert (vs. Roxton) 2012
31 Texline (vs. Lenorah Grady) 2015
31 Roxton (vs. Texline) 2013
31 Bronte (vs. Roxton) 2011
31 Goodrich (vs. Paducah) 2008
29 Calvert (vs. Lenorah Grady) 2015
28 Lipan (vs. Leggett) 2018
28 Laneville (vs. Garden City) 2007
27 Paducah (vs. Waelder) 2011
26 Five teams tied

FIELD GOALS ATTEMPTED

86 Calvert (vs. Lenorah Grady) 2015
80 Roxton (vs. Calvert) 2012
78 Calvert (vs. Roxton) 2012
76 Roxton (vs. Texline) 2013
70 Leggett (vs. Lenorah Grady) 2010
68 Lenorah Grady (vs. Calvert) 2015
68 Nazareth (vs. Oakwood) 2003
67 Lenorah Grady (vs. Leggett) 2010
65 Texline (vs. Roxton) 2013
65 Rule (vs. Laneville) 2008

FIELD GOAL PERCENTAGE

.705 (31-44) Bronte (vs. Roxton) 2011
.581 (25-43) Goodrich (vs. Nazareth) 2023
.571 (24-42) Grafard (vs. Benjamin) 2023
.553 (21-38) Cumby Miller Grove (vs. Laneville) 2014
.545 (24-44) Roxton (vs. Douglass) 2013
.535 (23-43) LaRue La Poyner (vs. Nazareth) 2020
.533 (16-30) Grafard (vs. Texline) 2022
.532 (25-47) Goodrich (vs. Evadale) 2001
.531 (26-49) Texline (vs. Grafard) 2015
.525 (31-59) Texline (vs. Lenorah Grady) 2015

THREE-POINT FIELD GOALS MADE

16 Lipan (vs. Leggett) 2018
12 Lenorah Grady (vs. Calvert) 2015
11 Laneville (vs. Cumby Miller Grove) 2014
11 Roxton (vs. Bronte) 2011
11 Bronte (vs. Roxton) 2011
10 Texline (vs. Slidell) 2021
10 Paducah (vs. Bronte) 2011
9 Texline (vs. Mertzon Irion County) 2022
8 Six teams tied

THREE-POINT FIELD GOALS ATTEMPTED

35 Grafard (vs. Texline) 2015
35 Roxton (vs. Bronte) 2011
30 Nazareth (vs. Oakwood) 2003
29 Tilden McMullen County (vs. Jayton) 2023
29 Lenorah Grady (vs. Calvert) 2015
29 Roxton (vs. Calvert) 2012
28 Lenorah Grady (vs. Texline) 2015
27 Dime Box (vs. Lipan) 2017
26 Lipan (vs. Leggett) 2018
26 Bronte (vs. Paducah) 2011

THREE-POINT FIELD GOAL PERCENTAGE (MIN. 10 3FGA)

.647 (11-17) Bronte (vs. Broxton) 2011
.615 (16-26) Lipan (vs. Leggett) 2018
.538 (7-13) Douglass (vs. Water Valley) 2013
.500 (8-16) Happy (vs. Gail Borden County) 2017
.500 (8-16) Lipan (vs. Paducah) 2005
.500 (6-12) Roxton (vs. Douglass) 2013
.500 (5-10) Elkhart Slocum (vs. Lipan) 2009
.455 (10-22) Texline (vs. Slidell) 2021
.455 (10-22) Paducah (vs. Bronte) 2011
.450 (9-20) Texline (vs. Mertzon Irion County) 2022

FREE-THROWS MADE

25 Grafard (vs. Lenorah Grady) 2012
18 Nazareth (vs. Gail Boden County) 2018
17 Texline (vs. Grafard) 2015
17 Evadale (vs. Goodrich) 2002
16 Jayton (vs. Tilden McMullen County) 2023
16 Slidell (vs. Texline) 2021
16 Lenorah Grady (vs. Grafard) 2012
16 Elkhart Slocum (vs. Lipan) 2009
16 Nazareth (vs. Lipan) 2006
15 Two teams tied

FREE-THROWS ATTEMPTED

36 Grafard (vs. Lenorah Grady) 2012
27 Texline (vs. Grafard) 2015
26 Slidell (vs. Texline) 2021
25 LaRue La Poyner (vs. Nazareth) 2020
25 Grafard (vs. Texline) 2015
24 Calvert (vs. Lenorah Grady) 2015
24 Nazareth (vs. Lipan) 2006
24 Evadale (vs. Goodrich) 2001
23 Nazareth (vs. Gail Boden County) 2018
23 Elkhart Slocum (vs. Lipan) 2009

FREE-THROW PERCENTAGE (MIN. 10 FTA)

1.000 (10-10) Happy (vs. Lipan) 2017
.818 (9-11) Jayton (vs. Grafard) 2023
.818 (9-11) Happy (vs. Gail Borden County) 2017
.818 (9-11) Coolidge (vs. Lenorah Grady) 2016
.800 (16-20) Jayton (vs. Tilden McMullen County) 2023
.800 (8-10) Jayton (vs. Nazareth) 2019
.789 (15-19) Nazareth (vs. Slocum) 2010
.786 (11-14) Garden City (vs. Laneville) 2007
.783 (18-23) Nazareth (vs. Gail Borden County) 2018
.769 (10-13) Two teams tied

REBOUNDS

63 Calvert (vs. Lenorah Grady) 2015
62 Calvert (vs. Roxton) 2012
58 Lenorah Grady (vs. Leggett) 2010
52 Texline (vs. Grafard) 2015
52 Paducah (vs. Waelder) 2011
49 Grafard (vs. Lenorah Grady) 2012
49 Calvert (vs. Grafard) 2012
48 Lenorah Grady (vs. Calvert) 2015
47 Laneville (vs. Rule) 2008
47 Laneville (vs. Goodrich) 2008

ASSISTS

19 Jayton (vs. Benjamin) 2023
19 Bronte (vs. Roxton) 2011
18 Water Valley (vs. Laneville) 2014
17 Lenorah Grady (vs. Leggett) 2010
17 Lenorah Grady (vs. Neches) 2004
16 Lipan (vs. Leggett) 2018
15 Texline (vs. Slidell) 2021
15 Water Valley (vs. Nazareth) 2014
14 Three teams tied

BLOCKS

20 Water Valley (vs. Nazareth) 2014
12 Laneville (vs. Rule) 2008
11 Laneville (vs. Garden City) 2007
10 Lipan (vs. Leggett) 2018
9 Paducah (vs. Waelder) 2011
9 Goodrich (vs. Paducah) 2008
9 Paducah (vs. Lipan) 2005
8 Roxton (vs. Calvert) 2012
7 Slidell (vs. Jayton) 2019
7 Goodrich (vs. Nazareth) 2007

STEALS

20 Water Valley (vs. Nazareth) 2014
15 Texline (vs. Grafard) 2022
15 Neches (vs. Lenorah Grady) 2004
14 Calvert (vs. Grafard) 2012
14 Goodrich (vs. Paducah) 2008
13 Seven teams tied

STATE TOURNAMENT RECORDS

Overall Records | For more detailed records visit uiltexas.org/athletics/archives

Individual

POINTS

- 51 Tommy Jones, Crane (vs. FW Kirkpatrick) 1969 (4A)
- 51 Don Stanley, Buna (vs. Seminole) 1957 (4A)

POINTS, SERIES (2 GAMES)

- 91 Tommy Jones, Crane 1969 (4A)

FIELD GOALS MADE

- 22 Russell Boone, Sweeny (vs. Sundown) 1954 (3A)

FIELD GOALS ATTEMPTED

- 42 Kethus Hanks, Hou. Sam Houston (vs. SA East Central) 1988 (6A)

FIELD GOAL PERCENTAGE (MIN. 10 FGA)

- 1.000 (12-12) LaBard Ford Smith, Bay City (vs. Dal. Segoville) 1985 (5A)

THREE-POINT FIELD GOALS MADE

- 8 Dontavious Harris, Laneville (vs. Cumby Miller Grove) 2014 (1A)

THREE-POINT FIELD GOALS ATTEMPTED

- 20 Patrick Walker, Grapeland (vs. Muenster) 2014 (2A)

THREE-POINT FIELD GOAL PERCENTAGE (MIN. 5 FGA)

- 1.000 (5-5) Jamarias Demas, Garland Lakeview (vs. Northside Taft) 2011 (6A)
- 1.000 (5-5) Brandon Williams, Car. Ranchview (vs. West Orange-Stark) 2006 (4A)

FREE-THROWS MADE

- 19 Zac Tabor, Grafrod (vs. Lenorah Grady) 2012 (1A)

FREE-THROWS ATTEMPTED

- 25 Robert Zamora, South San Antonio (vs. Clear Creek) 1961 (5A)

FREE-THROW PERCENTAGE (MIN. 5 FTA)

- 1.000 (16-16) Ken Miller, Kyle (vs. Waco Midway) 1959 (2A)

REBOUNDS

- 30 Ira Terrell, Dal. Roosevelt (vs. Hou. Wheatley) 1972 (6A)
- 30 Jesse Williams, Brownsboro (vs. Lorenzo) 1967 (3A)

ASSISTS

- 14 Lance Boxell, Ponder (vs. Grapeland) 2001 (3A)
- 14 Stanley Bonowitz, SA East Central (vs. EP Riverside) 1995 (6A)

BLOCKS

- 10 John Bohannon, Lancaster (vs. Austin Lake Travis) 2010 (5A)

STEALS

- 10 Alex McCrary, Brownfield (vs. Winnie East Chambers) 2016 (3A)

Team

MOST POINTS SCORED OVERALL

- 111 Dal. Roosevelt (vs. Hou. Wheatley) 1972 (6A)

POINTS, SERIES (2 GAMES)

- 215 SA East Central, 1995 (6A)

MOST POINTS SCORED IN QUARTER

- 42 Fort Bend Elkins (vs. FW Dunbar) 2016 (6A)
- 42 Snook (vs. Meadow) 1969 (2A)

LEAST POINTS ALLOWED

- 15 SA Jefferson (vs. Waco) 1953 (6A)

FIELD GOALS MADE

- 50 Dal. Roosevelt (vs. Hou. Wheatley) 1972 (6A)

FIELD GOALS ATTEMPTED

- 102 Hou. Wheatley (vs. SA Houston) 1971 (6A)

FIELD GOAL PERCENTAGE

- .773 (34-44) Bay City (vs. Dal. Segoville) 1985 (6A)

THREE-POINT FIELD GOALS MADE

- 16 Lipan (vs. Leggett) 2018 (1A)

THREE-POINT FIELD GOALS ATTEMPTED

- 36 Santa Rosa (vs. Dal. Madison) 2017 (3A)
- 36 Cayuga (vs. Bronte) 2010 (2A)
- 36 SA East Central (vs. Hou. Sam Houston) 1988 (6A)

THREE-POINT FIELD GOAL PERCENTAGE (MIN. 10 FGA)

- .667 (8-12) Dal. Kimball (vs. LaMarque) 2011 (5A)

FREE-THROWS MADE

- 38 DeSoto (vs. Fort Bend Hightower) 2003 (6A)

FREE-THROWS ATTEMPTED

- 53 DeSoto (vs. Fort Bend Hightower) 2003 (6A)

FREE-THROW PERCENTAGE (MIN. 10 FTA)

- 1.000 (13-13) Lewisville Marcus (vs. Garland Naaman Forest) 2012 (6A)

REBOUNDS

- 78 Brownsboro (vs. Lorenzo) 1967 (3A)

ASSISTS

- 26 Hou. Yates (vs. Lewisville The Colony) 2010 (5A)

BLOCKS

- 20 Water Valley (vs. Nazareth) 2014 (1A)

STEALS

- 28 Fort Bend Willowridge (vs. Midland) 1994 (6A)

Attendance

TOP 6A CROWDS

- 16,285 FW Dunbar vs. SA Holmes, 1987
- 16,204 Fort Bend Willowridge vs. Bryan, 2001
- 16,204 Fort Bend Willowridge vs. Converse Judson, 2001

TOP 5A CROWDS

- 16,765 Hou. Yates vs. Lancaster, 2010
- 16,285 FW Dunbar vs. Beaumont Ozen, 2003
- 16,260 Plainview vs. Austin Anderson, 1994

TOP 4A CROWDS

- 15,245 Graham vs. Sinton, 1996
- 13,202 Navasota vs. Lamesa, 1990
- 13,133 Aransas Pass vs. Van, 2005

TOP 3A CROWDS

- 16,060 Ponder vs. Idalou, 2010
- 15,943 Troup vs. Amarillo Highland Park, 1993
- 15,603 Krum vs. Troup, 1994

TOP 2A CROWDS

- 14,245 Avinger vs. Anderson Shiro, 1996
- 13,462 Moulton vs. Brookeland, 1999
- 13,128 Moulton vs. Brookeland, 2000

TOP 1A CROWDS

- 9,137 Lipan vs. Happy, 2017
- 8,838 Lipan vs. Nazareth, 2018
- 8,296 Texline vs. Lenorah Grady, 2015

Undefeated State Champions


OVERALL

- 52-0 Snook, 1966 (B)
- 47-0 Huckabay, 1974 (B)
- 46-0 Houston Kashmere, 1975 (4A)
- 45-0 Cayuga, 1954 (B)
- 43-0 Kennard, 1970 (1A)
- 43-0 Buna, 1961 (2A)
- 42-0 La Poynor, 1975 (B)
- 40-0 Mumford, 2013 (1A-D1)
- 40-0 Dallas Lincoln, 2002 (4A)
- 40-0 La Porte, 1987 (5A)
- 40-0 Houston Madison, 1985 (5A)
- 40-0 Buna, 1957 (2A)
- 39-0 Duncanville, 2007 (5A)
- 39-0 Houston Milby, 2004 (5A)
- 39-0 Sugar Land Willowridge, 2001 (5A)
- 39-0 Houston Wheatley, 1970 (4A)
- 39-0 Blossom, 1958 (B)
- 38-0 Dimmitt, 1983 (3A)
- 37-0 Krum, 1994 (2A)
- 37-0 Pottsboro, 1972 (2A)
- 36-0 Beaumont Ozen, 2001 (4A)
- 36-0 San Antonio Cole, 1989 (3A)
- 36-0 Houston Wheatley, 1968 (4A)
- 35-0 San Antonio East Central, 1995 (5A)
- 35-0 Navasota, 1990 (3A)
- 34-0 Houston Yates, 2010 (4A)
- 34-0 Gladewater Sabine, 1981 (2A)
- 34-0 Lamesa, 1975 (3A)
- 34-0 Bowie, 1954 (2A)
- 34-0 Bowie, 1953 (2A)
- 33-0 Paducah, 1988 (1A)
- 33-0 New Boston, 1984 (3A)
- 32-0 Beaumont United, 2021 (5A)
- 31-0 Linden-Kildare, 1960 (2A)
- 31-0 Pampa, 1959 (4A)
- 28-0 Pampa, 1954 (4A)
- 26-0 Pampa, 1953 (4A)

ALL-TIME STATE TOURNAMENT WINS

Consolation games started in 1955, last year was 1969; Texas Cup played from 2001-2005 in Conference 1A

SCHOOL	TOURNAMENT APPEARANCES	W	L	WIN %
Snook	B: 1962, 65, 66, 67, 69, 71, 72; 1A: 1973, 74, 77, 78; B: 1979, 80; 1A: 1981, 82, 83, 84, 85; 1A-D1: 2005	28	10	73.7%
El Paso	1921, 22, 23, 24, 25, 28, 29, 33, 36, 40, 41; 2A: 1945, 47; 4A: 1965	28	11	71.8%
Athens	1923, 27, 28, 29, 30, 31, 33, 34	22	3	88.0%
Dallardsville Big Sandy	B: 1949, 51, 52, 53, 54, 55, 57, 58; 1A: 1986, 87, 88; 1A-D1: 2008; 2A: 2015, 16	21	12	63.6%
Dallas Kimball	5A: 1986, 90, 96, 97, 99, 2002; 4A: 2009, 11, 12, 13, 14; 5A: 2021, 22, 23	20	7	74.1%
Dallas South Oak Cliff	1923, 24; 4A: 1960, 74, 77; 5A: 1988, 89, 91; 4A: 1992, 2003, 05, 06, 07, 08	17	11	60.7%
San Antonio Brackenridge	1921, 22, 23, 25, 26, 27, 28, 32; CITY: 1949; 4A: 1968, 2006	17	11	60.7%
Dimmitt	1A: 1944, 48, 52; 2A: 1960, 61, 67, 71, 75, 78; 3A: 1982, 83, 84, 86, 87, 88, 2001, 02	17	14	54.8%
Austin	1922, 24, 25, 26, 27, 28, 30, 31, 36; 2A: 1943, 44, 45, 49, 51; 4A: 1953, 57, 58, 60, 61	17	21	44.7%
Port Arthur Lincoln	5A: 1981; 4A: 1984, 86, 88, 89, 90, 91, 93, 94, 95, 99	16	4	80.0%
Houston Davis	1933, 34, 36, 41; 2A: 1942, 43, 46; 4A: 1962	16	6	72.7%
Bowie	1A: 1946, 47, 51; 2A: 1952, 53, 54, 57, 58, 74; 3A: 1991, 2018	16	7	69.6%
Lamesa	1933, 34, 35; 3A: 1960, 67, 70, 73, 75; 4A: 1985; 3A: 1990; 4A: 1998	16	8	66.7%
Krum	B: 1954, 56, 65, 67, 71, 76, 77, 78, 79; 2A: 1990, 91, 92, 94, 96, 98	16	11	59.3%
Nazareth	B: 1980; 1A: 1984, 85, 86, 94, 96, 97; 1A-D2: 2001, 02, 03, 06, 07, 09, 10, 14; 1A: 2018, 19, 20	16	13	55.2%
Buna	1A: 1954, 55, 56; 2A: 1957, 59, 61, 62, 63	15	1	93.8%
Cayuga	B: 1950, 51, 53, 54, 58; 1A-D1: 2010	15	2	88.2%
Denton	1927, 29, 30, 31, 34, 35; 2A: 1942, 48; 4A: 1961, 74	15	10	60.0%
Morton	2A: 1970, 72, 73, 76, 77, 82, 83, 84, 85, 86, 87; 1A-D1: 2004, 05	14	7	66.7%
Dallas Madison	4A: 1996; 3A: 1997; 4A: 2000; 3A: 2009, 10, 13, 14, 15, 17, 19, 20, 22	14	7	66.7%
Houston Milby	2A: 1945, 48; CITY: 1949, 50; 4A: 1954, 56, 59, 76; 5A: 1993, 2004	14	8	63.6%
La Rue La Poyner	B: 1970, 72, 73, 74, 75; 1A: 1979, 85; 2A: 1995; 1A: 2020; 2A: 2023	14	5	73.7%
Brock	B: 1973; 1A: 1992, 93, 97; 1A-D1: 2002; 2A: 2003, 12, 13; 3A: 2015, 17, 19, 21	13	8	61.9%
San Antonio Lanier	1931, 39; 1A: 1942, 43, 44, 45, 46; CITY: 1949, 50, 51; 4A: 2000, 01	13	10	56.5%
Dallas Crozier Tech	2A: 1943, 46, 47, 48; CITY: 1950, 51; 4A: 1954, 55	12	6	66.7%
Ponder	1A: 1984, 99; 2A: 2001, 06, 08, 09, 10, 14	11	3	78.6%
Gilmer East Mountain	1A: 1945, 46, 47, 48; B: 1957, 60	11	5	68.8%
Slidell	B: 1942, 43, 49, 52, 55; 2A: 2019, 20	11	5	68.8%
Houston Wheatley	4A: 1968, 69, 70, 71, 72, 73, 78; 5A: 1986; 4A: 1997, 2005, 08	11	6	64.7%
Pampa	1941; 2A: 1945; 4A: 1953, 54, 55, 57, 58, 59; 5A: 1982; 4A: 1991, 92, 96	11	8	57.9%



Bally SPORTS

PROUD SUPPORTER OF
**TEXAS HIGH SCHOOL SPORTS
& THE UIL**



SCAN TO LEARN MORE ABOUT STREAMING ON

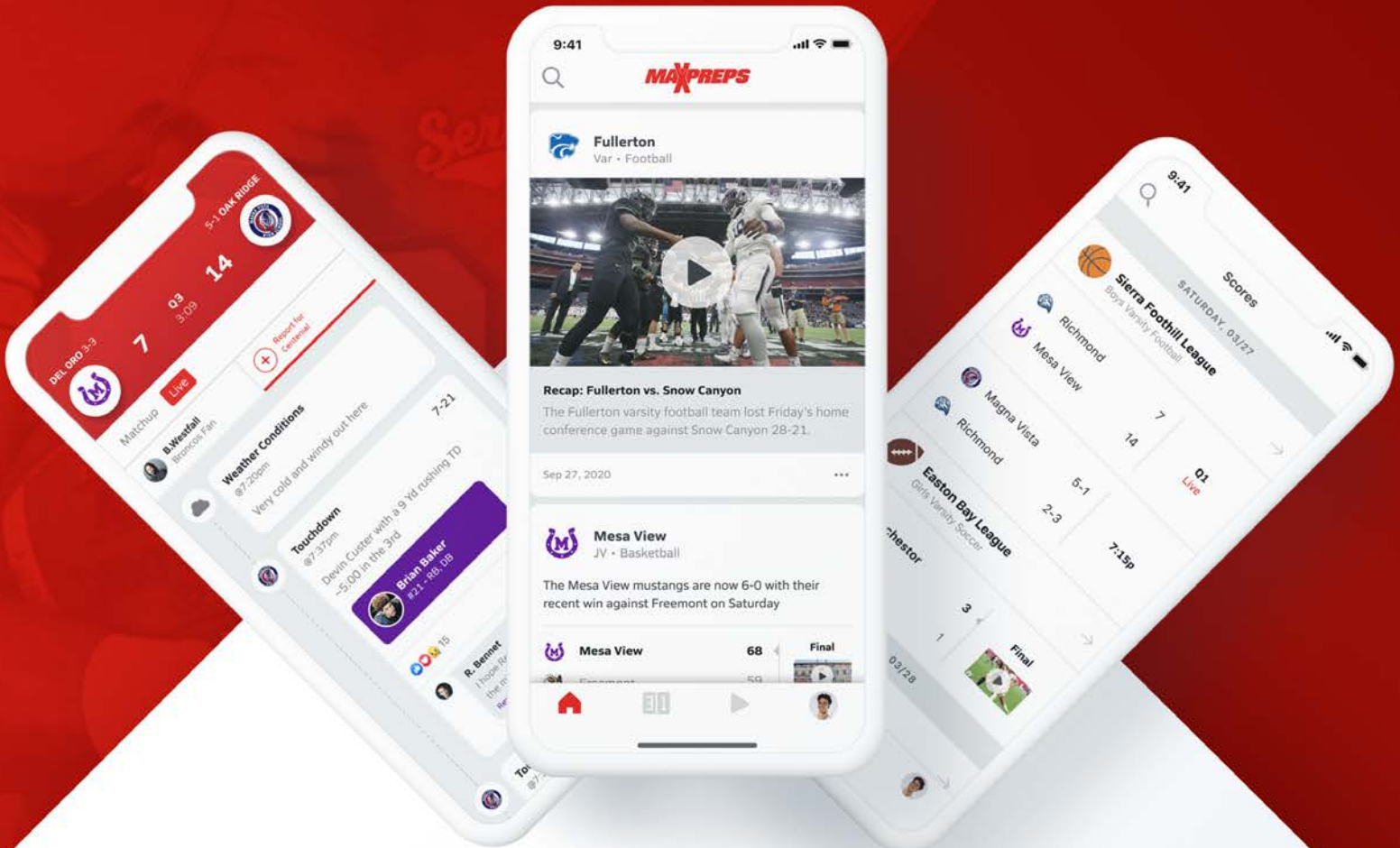
Bally SPORTS+






Provide or get live scores for your favorite teams

[MAXPREPS.COM/SCORES](https://maxpreps.com/scores)



MaxPreps is the
Official Sponsor of Scores & Statistics
of the University Interscholastic League





Your power can take you anywhere.

And you've got us along for wherever
life takes you. You've got this.



Baylor Scott & White
HEALTH
The power to live better™

Physicians provide clinical services as members of the medical staff at one of Baylor Scott & White Health's subsidiary, community or affiliated medical centers and do not provide clinical services as employees or agents of those medical centers or Baylor Scott & White Health. ©2022 Baylor Scott & White Health. 03-ALL-016200 GO



BASKETBALL

TEXAS STATE CHAMPIONSHIPS



in the box[®]

PROUD PARTNER OF THE UIL STATE CHAMPIONSHIPS

FOLLOW US ON  JACKINTHEBOX



THE OFFICIAL BALL OF



Baden builds the tools you need to perform at your best, making sure you have the top quality performance you need to stay in the game.

Visit the Baden Team Store today!




mnuutt@badensports.com | 682.201.4813

Since 1979, we've believed that the equipment we make belongs to the athlete. That's why we do things differently — from our manufacturing process, to the materials we use, to our relationship with the athletes who depend on us, we're dedicated to making a better ball.



www.badenteamstore.com

SLAM - DUNK



DECISION.

Joining the Texas Army National Guard is the best decision I ever made. I'm on a team that serves my community, and I'm earning money for college while I serve part-time. That means I still have time for basketball too!

VISIT [NATIONALGUARD.COM/TX](https://nationalguard.com/tx)





**THE
BEST
USE
THE
BEST**

GATORADE



WATCH HIGH SCHOOL SPORTS

LIVE ON THE NFHS NETWORK.



Stream **LIVE**
or **ON DEMAND**
from any device.

WWW.NFHSNETWORK.COM
SUBSCRIBE | FOLLOW | WATCH



Desktop



Mobile



Tablet

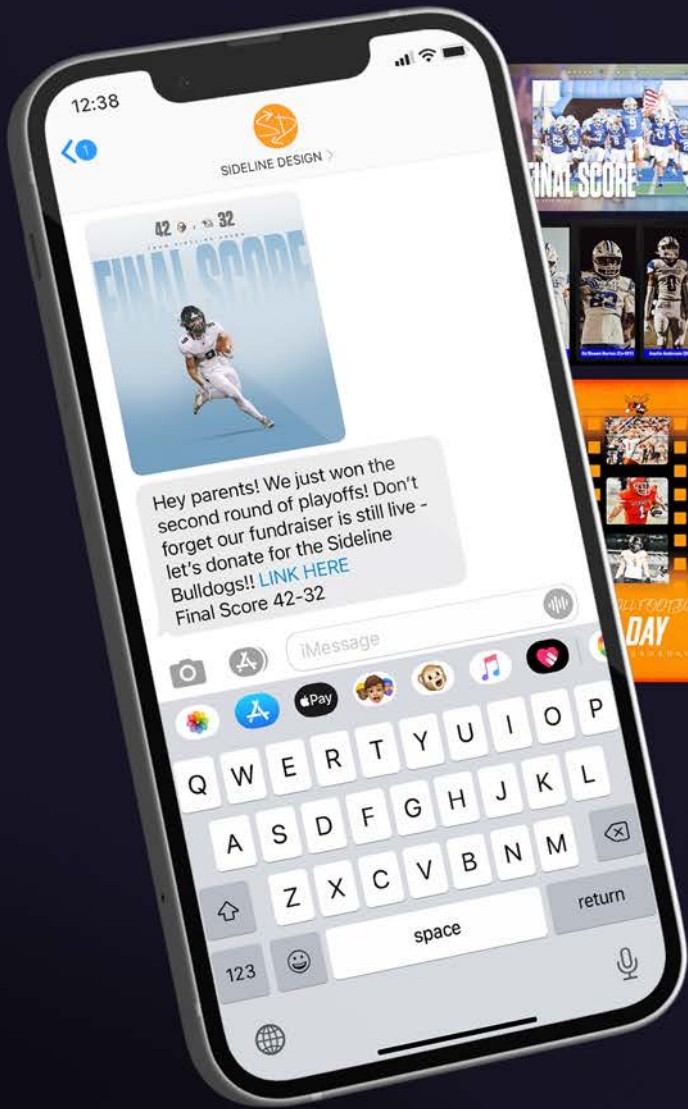


Connected Apps





SIDELINE DESIGN




TheSidelineDesign.com

The #1 tool used by collegiate departments providing teams with the ability to create elite level graphics and distribute through an automated text platform promoting players, highlighting programs, and connecting with their community.

TEXAS PROUD



Thank you for rating us “#1 in Customer Satisfaction Among Auto Insurers in Texas, Eleven Consecutive Years 2012-2022.”



**TEXAS FARM BUREAU
INSURANCE®**
AUTO / HOME / LIFE

*Texas Farm Bureau Insurance Companies means Texas Farm Bureau Mutual Insurance Company, Texas Farm Bureau Casualty Insurance Company, and Farm Bureau County Mutual Insurance Company of Texas. Texas Farm Bureau received the highest score in Texas in the J.D. Power 2012-2020 U.S. Auto Insurance studies of customers' satisfaction with their auto insurance provider. Responses collected January - April 2022. Visit jdpower.com/awards for more details. © 2023 Texas Farm Bureau Insurance Companies.



H-E-B BRAND PRODUCTS MADE *To* BE TEXAS FAVORITES

ADD TO YOUR BAG



TO  WITH 





Digital ticketing that offers **more.**

HomeTown's digital ticketing platform is unlike anything else available on the market today. With easy-to-use features, industry-leading security, and a massive customer support team of ticketing experts that have your back — we make it a no-brainer to partner with us.

More Customization

With numerous options, you pick the best choices for your organization.

More Reporting

Financial reports, attendee reports, event reports... we have them all!

More Flexibility

You decide how to redeem your tickets and when to sell.

More Security

We take security seriously with access controls, certifications, and more.

More Reliability

HomeTown has solutions that work well in limited cell signal or wi-fi areas.

More Partnerships

Make your life easier with schedule uploads from the biggest names in the biz.

More Support

We're here to help. Get support for you and your event attendees.



Scan to learn more

Digital Ticketing
Sponsor of the





powered by **VANTA**

THE TOP ESPORTS COMPETITION IN TEXAS.

Dive into a statewide showdown featuring regular season clashes, playoff showdowns, and the grand championship event. Our free-to-play structured competition opens the door for students to embrace the exhilaration of competitive gaming.

OFFICIAL ESPORTS SPONSOR OF THE



Whether you are an experienced esports program, or just getting started, Vanta helps take esports to the next level.

Free-To-Compete | High School & Middle School Leagues | Top Esports Titles

YOUR ONE-STOP SHOP FOR YOUTH ESPORTS DEVELOPMENT

Unlock your esports potential with Vanta's comprehensive suite of offerings: From expert coaches to professional development, we've got your journey to victory covered!

Esports Coaches for Teams

Professional Development
for Coaches & Educators

Esports Training Camps

REAP THE BENEFITS OF ESPORTS EXPERIENCE

Building a sustainable esports program enables young gamers to do what they love and develop important real-world skills like teamwork, communication, and critical thinking.



Character Development



Community Engagement



College & Career Pathways



vanta.gg
support@vanta.gg

VANTA

WHEN YOU LOVE
WHAT YOU DO
IT SHOWS



WWW

waterboygraphics.com



info@waterboygraphics.com



#WEBRANDBIG

[512] 688-5656

Introducing an Uber account for your teenager

A linked Uber account for parents and teens to stay connected with trackable trips and highly rated drivers.



Uber
teen
accounts



uiltexas.org



@UILTEXAS | #UILSTATE