

2024 UIL STATE MILITARY BAND CHAMPIONSHIPS

PARTICIPANT BAND INFORMATION

Topic	Page
CONTACT INFORMATION	2
TICKETS AND SESSIONS	2
ADMINISTRATOR TICKETS & PARKING	2
CHAPERONE ADMISSION	2
VIP VIEW AREA	3
STADIUM RULES AND REGULATIONS	3
MEDIA	3
SPECTATOR PARKING	3
MASTER SCHEDULE	3
PARTICIPANT BAND BUS PARKING	3
EQUIPMENT TRUCK PARKING	3
BAND GUIDES	3
CHANGING FACILITIES AND RESTROOMS	3
WARM-UP	3
INSTRUMENT REPAIR	3
FIELD ENTRY FOR PERFORMANCE	3
FIELD MARKINGS	4
EDUCATIONAL-USE VIDEO	4
LIVE STREAMING	4
ANNOUNCER SCRIPT	4
OFFICIAL CLOCK PROCEDURES	4
POST PERFORMANCE FIELD CLEARANCE AND PHOTO	5
STADIUM ENTRY WHEN NOT PERFORMING	5
DRUM MAJOR RETREAT AT THE END OF PRELIMS	5
PRELIMS DIRECTOR MEETING	5
RECORDED ADJUDICATOR COMMENTS	5
FULL-BAND FINALS RETREAT	5
AWARDS	6
FOOD AND BEVERAGE IN PARKING LOTS	6
PHOTOGRAPHY	6
PATCH AND APPAREL SALES	6
CONTEST RESULTS	6

2024 UIL STATE MILITARY MARCHING BAND CHAMPIONSHIPS

McLane Stadium, Baylor University: Waco

October 29 and 30

PARTICIPANT BAND INFORMATION

CONTACT INFORMATION

Prior to Event: [UIL Website](#)
 E-mail: music@uiltexas.org (best method for quickest response)
 Phone: (512) 471-5883

NAAMB Website
 E-mail: stevenwmoore0390@gmail.com
 Phone: (903) 752-0390

During Event: [UIL Web Site](#)
 NAMMB Web Site: www.nammb.org
 E-mail: stevenwmoore0390@gmail.com
 Phone: (903) 752-0390

TICKETS AND SESSIONS

- **Tickets are available at Gate C Main Entrance**
- Single Session Tickets: **\$20**
- Double Session Tickets (1/2): **\$35**
- No admission charge for children ages two and under.

October 29

Session 1: 1A/2A and 4A Prelims (Tuesday morning/afternoon)

Session 2: 1A/2A and 4A Finals (Tuesday evening)

October 30

Session 1: 3A and 5A/6A Prelims (Wednesday morning/afternoon)

Session 2: 3A and 5A/6A Finals (Wednesday evening)

- Session schedules are posted [here](#) on Thursday, October 23.
- Spectators are encouraged to arrive early to avoid congestion at the gates.

ADMINISTRATOR TICKETS & PARKING

- Administrators will pick up VIP tickets at the ticket booth located at the Gate C Main Entrance.
- Administrator parking will be in Lot #2 (**See the [MCLANE STADIUM LAYOUT MAP](#)**)

CHAPERONE ADMISSION

- Upon your arrival, your guide will have your chaperone packet.
- Chaperone packets include wristbands for chaperones, bus drivers, and equipment vehicle drivers.

VIP VIEWING AREA

- The VIP Viewing Area is at the west side 1st level seating area.

STADIUM RULES AND REGULATIONS

- McLane Stadium Rules and Regulations can be found on page 7 of this document.
- Please share with your Administrators, Staff, Chaperones, Drivers and Parents

MEDIA

- MSGPR Ltd Co.

SPECTATOR PARKING

- Spectator parking will be in Lot #2 in the designated area. (See the **MCLANE STADIUM LAYOUT MAP**)

MASTER SCHEDULE

- The master schedule for each band's warm-up through performance can be found [here](#).

PARTICIPANT BAND BUS PARKING

- Bus parking will be in Lot #4 in the designated area. (See the **MCLANE STADIUM LAYOUT MAP**)

EQUIPMENT TRUCK PARKING

- Equipment truck parking will be in Lot #4 in the designated area. (See the **MCLANE STADIUM LAYOUT MAP**)

BAND GUIDES

- Band guides will be assigned by Robinson High School for both prelims and finals.
- Guides will meet the band approximately 30-minutes prior to the scheduled warm-up time.

CHANGING FACILITIES AND RESTROOMS

- Changing facilities and restrooms are located past the ticket booth at the Gate C Main Entrance. (See the **MCLANE STADIUM LAYOUT MAP**)
- Portable toilets are available in the parking lots.

WARM-UP

- Warm-up will be in Lot #3. (See the **MCLANE STADIUM LAYOUT MAP**)
- Please be sure you warm-up in your designated area and face away from the stadium during your warm-up time.

INSTRUMENT REPAIR

- See information from NAMMB

FIELD ENTRY FOR PERFORMANCE

- See the **MCLANE STADIUM LAYOUT MAP** for your route from warm-up to holding area.
- For more information regarding the holding area See the **Field Flow Instructions Map**.
- Jeremy Strickland and Bernard Rosenberg will be on hand to guide you through the field entry process.

FIELD MARKINGS

- The field will have standard NCAA field markings that are consistent with Texas high school football field markings. Specific dimensions are as follows:
 - Distance from bottom of numbers to the sideline – 21 ft.
 - Distance from top of number to the sideline – 27 ft.
 - Length of hash marks – 2 ft.
 - Distance from hash marks to sideline – 60 ft.

EDUCATIONAL-USE VIDEO

- Each school that has completed the “Marching Band Educational Use Video Agreement” on the [UIL Website](#) is permitted one camera in a designated area during its band’s performance.
- DIRECTORS, PLEASE DISCOURAGE FILMING FROM THE SEATS BY YOUR FANS.

LIVE STREAMING

- Hanszen Broadcasting Company (KGAS) will be live streaming the competition. Go to easttexastoday.com.

ANNOUNCER SCRIPT

- The statewide standardized announcer script will be utilized, as completed in the [online entry](#).

OFFICIAL CLOCK PROCEDURES

- The clock procedures will be as follows. Official time will be kept on the stadium clock.
- **By UIL rule the announcement for each band’s performance will begin with :45 remaining on the 5:00 clock.** Please plan accordingly.
 - The 5:00 minute clock will begin when the first student or pit crew member crosses the goal line, marked with yellow tape off sideline (front ensemble, props, alternates, drum major, or any other person deemed a part of the performance team).
 - When the 5:00 minute clock shows :45 the announcement will begin.
 - When the 5:00 minute clock shows :20 the clock will be reset to show 8:00. The remainder of the 5:00 set-up time will be kept on a stopwatch in the press box.
 - The 8:00 minute clock will begin when the full 5:00 minutes of set-up time expires.
 - Judges will be instructed to not begin judging until the 8:00 minute performance clock shows 7:59.
 - The 2:00 minute field exit clock will start when it is apparent to the clock operator that the show is over.
- **If a band does not wish to wait on the field for the 5:00 minute clock to reach :45 the band may hold in the end zone for a desired amount of time while the 5:00 minute clock runs.**
- **NOTE: C&CR Section 1107(e): Any band that leaves the field in less than five minutes or fails to complete its performance in eight minutes shall be disqualified.**

POST PERFORMANCE FIELD CLEARANCE AND PHOTO

- At the conclusion of your **prelims performance** each band will clear the field and proceed to the designated photography area.
- After the photo, bands will have an opportunity to purchase photos and will exit to return to the buses and/or equipment trucks.

STADIUM ENTRY WHEN NOT PERFORMING

- Participant entry will be through the Gate C Main Entrance.
- Participants will receive free entry with a band shirt or uniform.
- Gate attendants will be available to stamp all students' hands.
- Chaperones wristbands will grant access to the Championships.
- **NEW THIS YEAR** participants must sit on the home side (west side) of the stadium and should not extend past the goal posts in the end zones. We would like to keep the visitor side clear to enhance each school's video footage.

DRUM MAJOR RETREAT AT THE END OF PRELIMS

- Drum major retreat will be at the conclusion of the Prelims for each division.
- Each band will be recognized in performance order.
- **Drum majors should report to the holding area for field entrance and will receive instructions from Jeremy Strickland and Bernard Rosenberg prior to the last Prelims performance in each division.**

PRELIMS DIRECTOR MEETING

- At the conclusion of the Prelims for each division there will be a director meeting in the Press Room located at the field level concourse.
- Entrance is found at the Northeast end of the stadium.
- During this time, a representative(s) of each competing school will have the opportunity to review the Prelims tabulation recap.
- **NOTE: DUE TO LIMITED SPACE BANDS ARE ASKED TO LIMIT ATTENDANCE TO TWO REPRESENTATIVES PER SCHOOL.**
- Directors will receive tabulation recap electronically via Competition Suite.
- Directors of bands NOT advancing to Finals will receive their band's participation plaque.
- Directors of bands advancing to Finals will meet to review performance times and procedures.
- **Draw for Finals performance order will occur at this meeting.**

RECORDED ADJUDICATOR COMMENTS

- At the conclusion each band's performance (prelims and finals) recorded adjudicator comments will be released to directors via Competition Suite.

FULL BAND FINALS RETREAT

- At the conclusion of the performance by the last band in each conference Finals there will be an on-field full band retreat of all finalist bands for awards and celebration of achievement.
- Placement of finalist bands during retreat will be announced in reverse order of finish.
- **Retreat staging information can be found on pages 10-13 of this document.**

AWARDS

- Non-Finalist Bands (6th place and below) (director picks up in the meeting at end of prelims)
 - Plaque
- Non-Medalist Finalist Bands in Each Division (4th and 5th place) (presented at retreat)
 - Finalist Trophy (presented at retreat)
- 3rd Place Band in Each Division (presented at retreat)
 - Bronze Medalist Trophy and Bronze Medals
- 2nd Place Band in Each Division (presented at retreat)
 - Silver Medalist Trophy and Silver Medals
- State Champion in Each Division (presented at retreat)
 - Gold Medalist Trophy and Gold Medals

FOOD AND BEVERAGE IN PARKING LOTS

- Outside food and beverages are allowed in the parking lots.
- Each band is responsible for clean-up of their area and proper disposal of any refuse.

PHOTOGRAPHY

- Photography will be provided by [Jolesch Enterprises](#), who has exclusive contractual rights as a UIL sponsor.

PATCH AND APPAREL SALES

- Patches and apparel will be sold on-site by licensed UIL sponsors, who are solely responsible for those products.
- Any questions related to this merchandise must be sent directly to those sponsors, whose information can be found [here](#).

CONTEST RESULTS

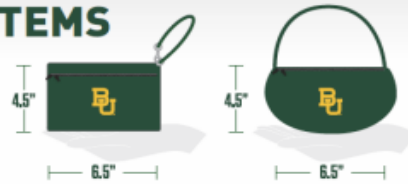
- The results of Prelims and Finals will be posted [here](#).

Baylor McLANE POLICIES

APPROVED ITEMS



ALL CLEAR BAGS:
may not exceed 12" x 12" x 6"



SMALL CLUTCH BAGS:
Approximately the size of a hand,
no larger than 4.5" x 6.5"

NON-APPROVED ITEMS



BaylorBears.com    @BaylorAthletics | #SicEm

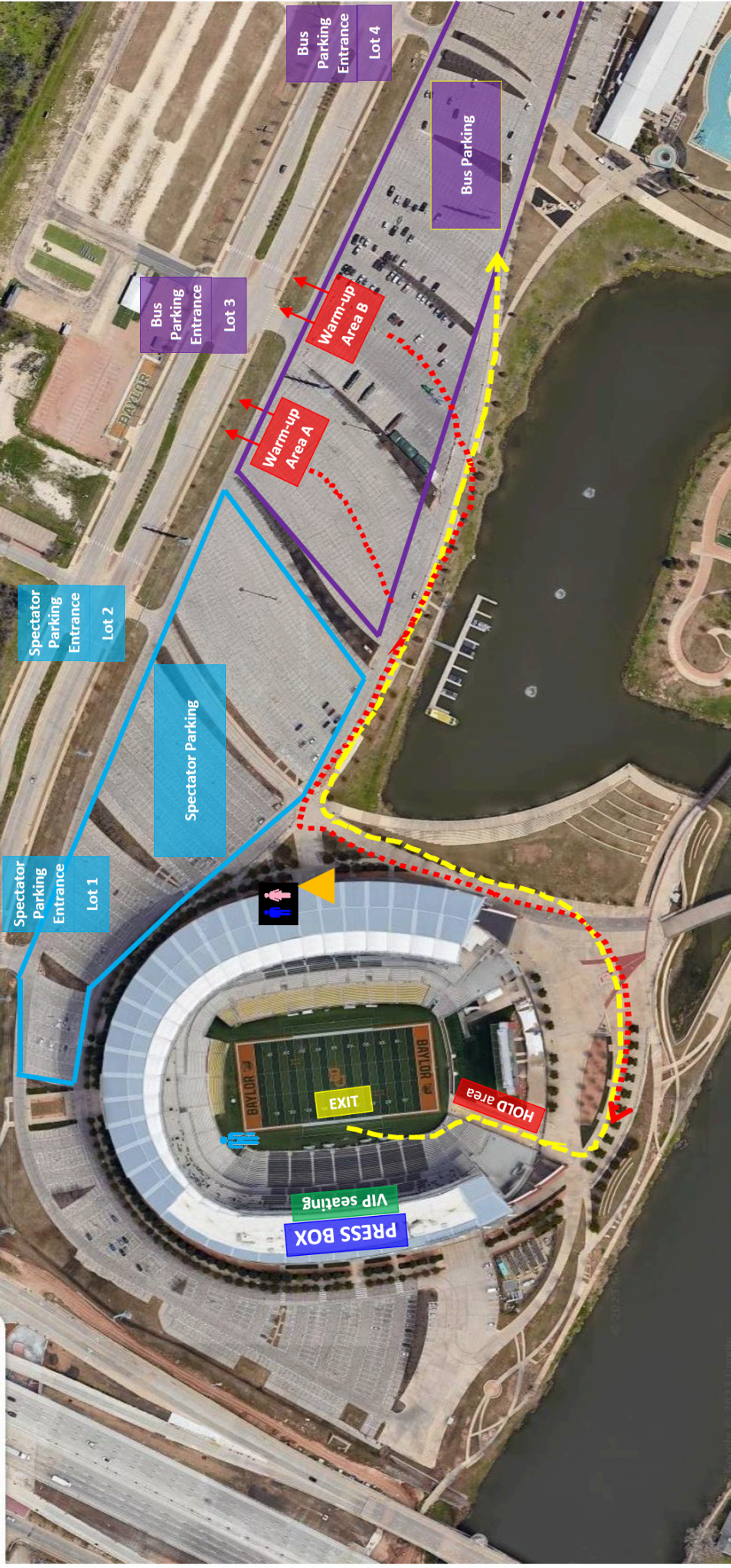
PROHIBITED ITEMS

Guests may not bring into or possess any of the following items while in the stadium: Bags larger that do not meet clear bag policy, banners and poles, food, beverages**, weapons of any kind, tobacco, umbrellas, strollers, scooters, bicycles, roller skates, skateboards, pets, stadium seats and cushions, laser pointers, artificial noise makers, camera lenses 4" or larger, umbrellas, video cameras & unauthorized banners.



****Exceptions will be made for Guests with special needs (medical)***




***** water containers (empty or full) may be carried into the stadium***

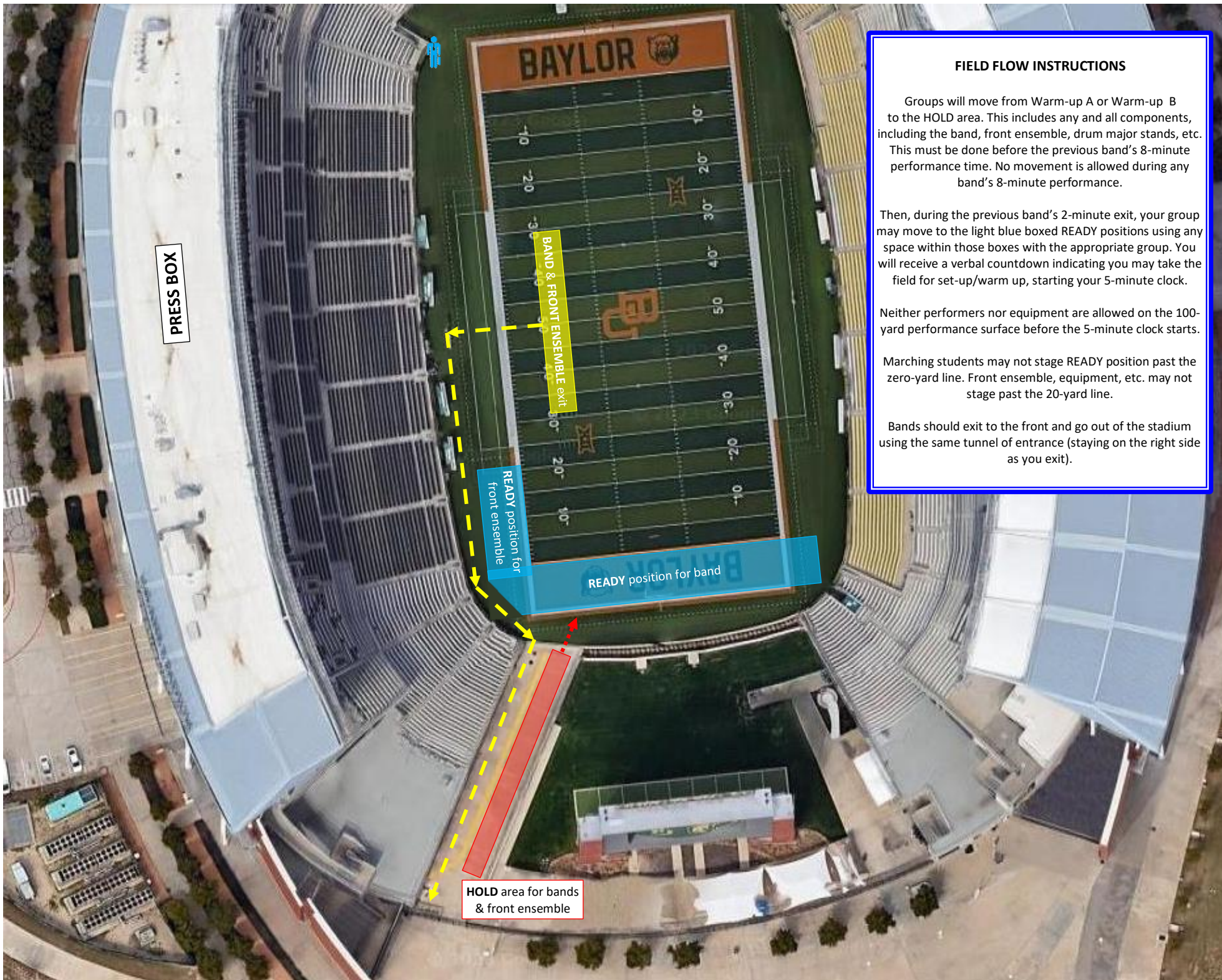
MCLANE STADIUM LAYOUT



 Warm-up to Field Route
 Field back to Buses Route

 Dressing rooms and Restrooms
 Prelims Directors Retreat

 Gate C, Main Entrance
 Ticket Booth
 VIP Tickets



FIELD FLOW INSTRUCTIONS

Groups will move from Warm-up A or Warm-up B to the HOLD area. This includes any and all components, including the band, front ensemble, drum major stands, etc. This must be done before the previous band's 8-minute performance time. No movement is allowed during any band's 8-minute performance.

Then, during the previous band's 2-minute exit, your group may move to the light blue boxed READY positions using any space within those boxes with the appropriate group. You will receive a verbal countdown indicating you may take the field for set-up/warm up, starting your 5-minute clock.

Neither performers nor equipment are allowed on the 100-yard performance surface before the 5-minute clock starts.

Marching students may not stage READY position past the zero-yard line. Front ensemble, equipment, etc. may not stage past the 20-yard line.

Bands should exit to the front and go out of the stadium using the same tunnel of entrance (staying on the right side as you exit).



State Military Marching Band Championships 2A and 4A - Band Retreat Line Up Plan



- **FULL BAND RETREAT (AFTER FINALS)**
- Each band will have the width of 8 yards to form their block and must keep 2 yards between each band (1 yard from the yard line on each side of the band).
- Drum Majors will lead their band to the assigned center point yard line and center their block formation.
- Drum majors and those who will be receiving the awards will then report to the Drum Major Arc in front of the bands.
- No instruments should be brought to retreat
- Wearing shakos is optional and up to each director

FULL BAND RETREAT STAGING INSTRUCTIONS

- Bands should begin lining up at 8:45pm AND be in place by 9:10pm
- A Band Retreat Coordinator will be there to help bands get in the correct order
- Drum Majors will be at the front of their line so that they can lead them to the correct placement on the field
- The last 4A band will need to set their instruments/equipment in the area adjacent to the staging area to avoid delaying the start of retreat

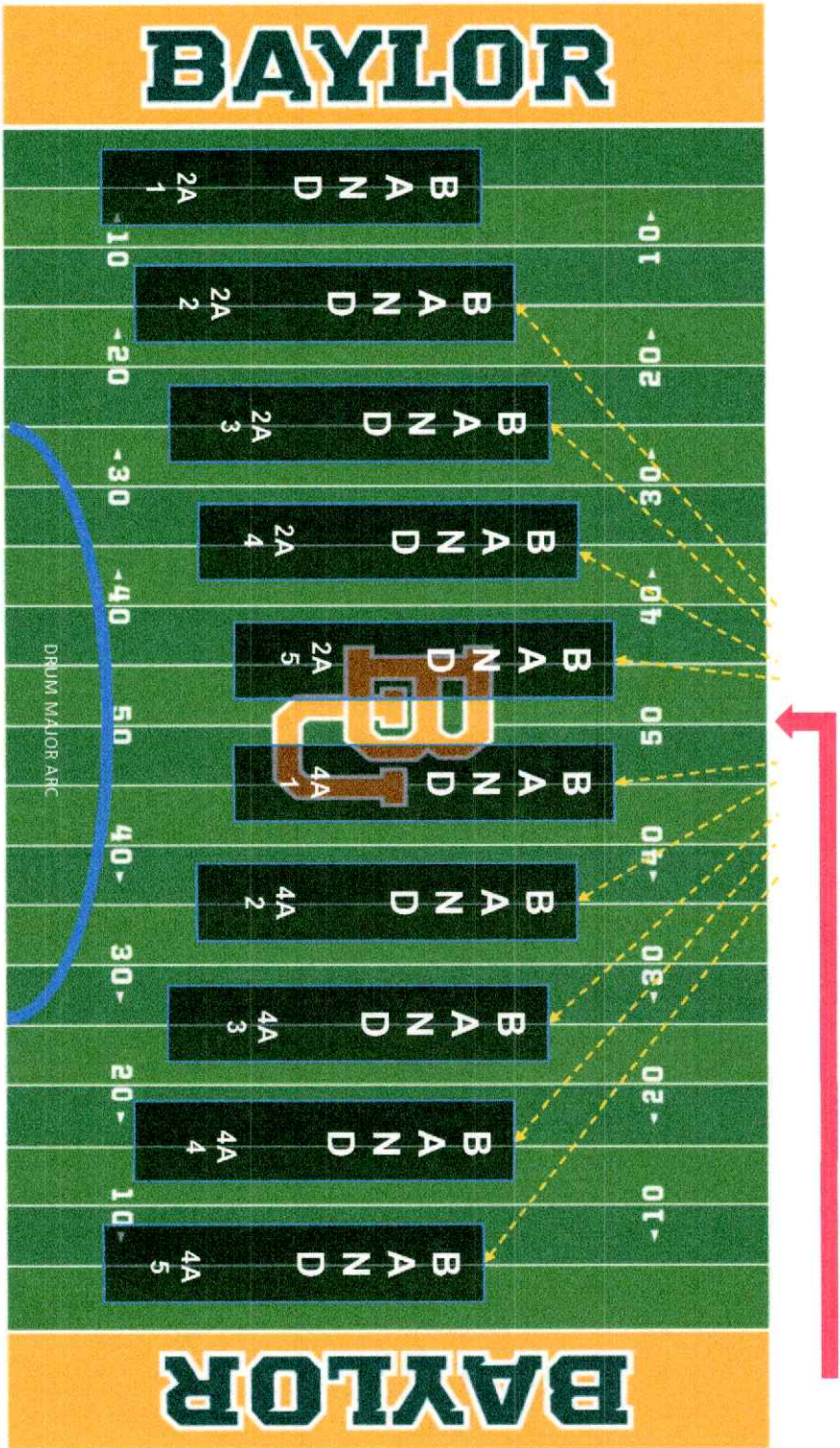
AWARDS PRESENTATION

- Drum Majors should be prepared to salute each time their band's name is called
- Bands will be dismissed from retreat by the announcer at the conclusion of the awards

HAVE QUESTIONS ABOUT RETREAT?

Jeremy Strickland – 817.798.2760

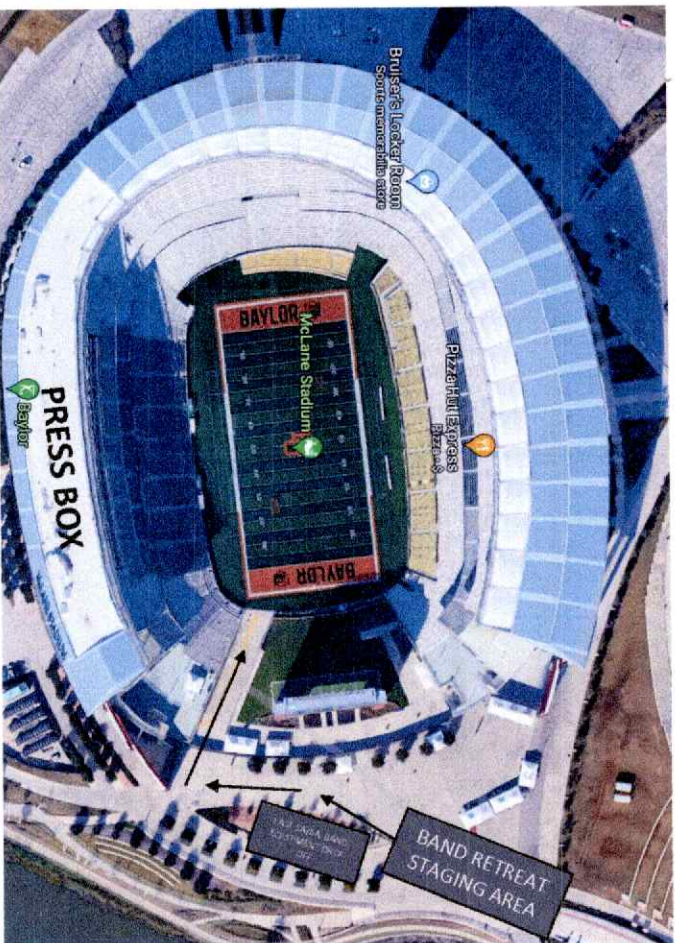
FIELD ENTRANCE AND STAGING POINT



Each band will have the width of 8 yards to form their block, and must keep 2 yards between each band (1 yard from the yard line on each side of the band). Drum Majors will lead their band to the assigned center point yard line and center their block formation. Drum majors and those who will be receiving the awards will then report to the Drum Major Arc in front of the bands.



State Military Marching Band Championships 3A and 5A/6A - Band Retreat Line Up Plan



FULL BAND RETREAT (AFTER FINALS)

- Each band will have the width of 8 yards to form their block and must keep 2 yards between each band (1 yard from the yard line on each side of the band).
- Drum Majors will lead their band to the assigned center point yard line and center their block formation.
- Drum majors and those who will be receiving the awards will then report to the Drum Major Arc in front of the bands.
- No instruments should be brought to retreat
- Wearing shakos is optional and up to each director

FULL BAND RETREAT STAGING INSTRUCTIONS

- Bands should begin lining up at 8:45pm AND be in place by 9:10pm
- A Band Retreat Coordinator will be there to help bands get in the correct order
- Drum Majors will be at the front of their line so that they can lead them to the correct placement on the field
- The last 5A/6A band will need to set their instruments/equipment in the area adjacent to the staging area to avoid delaying the start of retreat

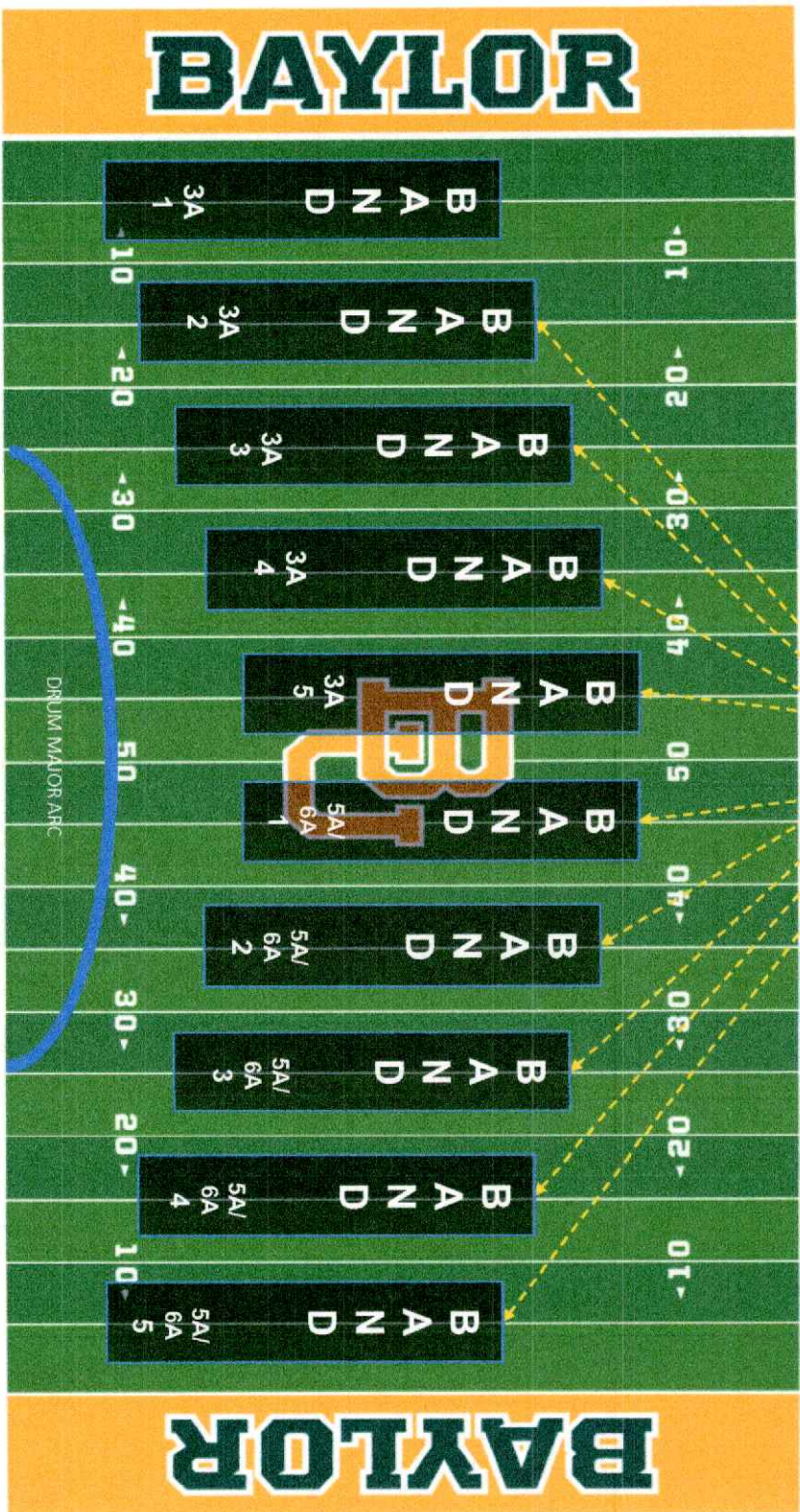
AWARDS PRESENTATION

- Drum Majors should be prepared to salute each time their band's name is called
- Bands will be dismissed from retreat by the announcer at the conclusion of the awards

HAVE QUESTIONS ABOUT RETREAT?

Jeremy Strickland – 817.798.2760

FIELD ENTRANCE AND STAGING POINT



Each band will have the width of 8 yards to form their block, and must keep 2 yards between each band (1 yard from the yard line on each side of the band). Drum Majors will lead their band to the assigned center point yard line and center their block formation. Drum majors and those who will be receiving the awards will then report to the Drum Major Arc in front of the bands.